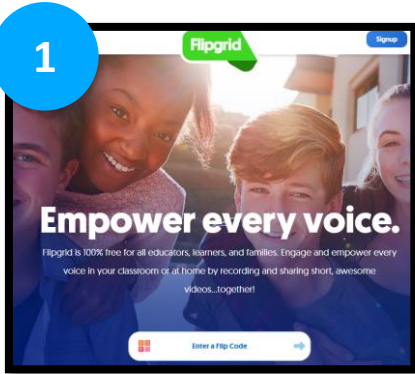
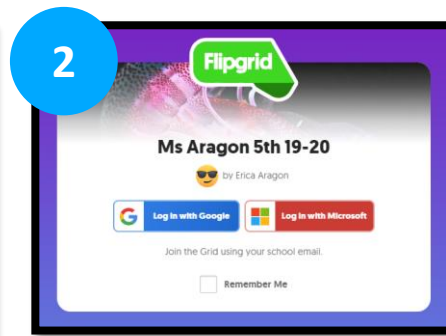


Flipgrid is an educational platform where teachers post topics for students to respond through videos or recordings. Students can use the Flipgrid app or [www.Flipgrid.com](http://www.Flipgrid.com).

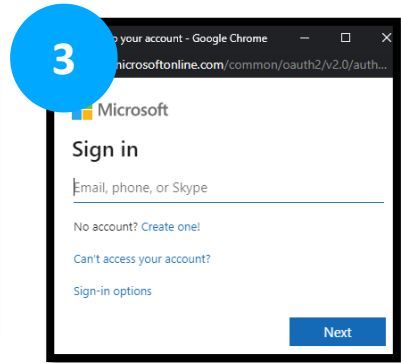
Follow these steps to access Flipgrid.



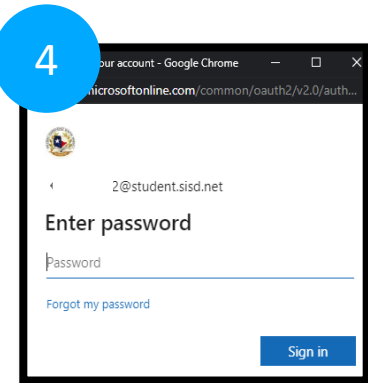
1. Enter teacher's Flipgrid code.



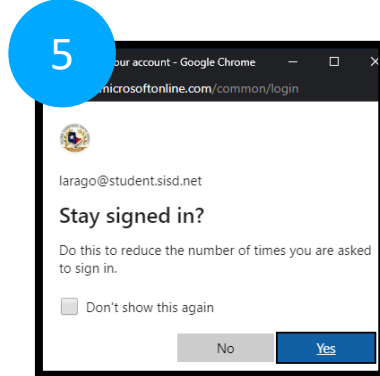
2. Select **Log in with Microsoft**.



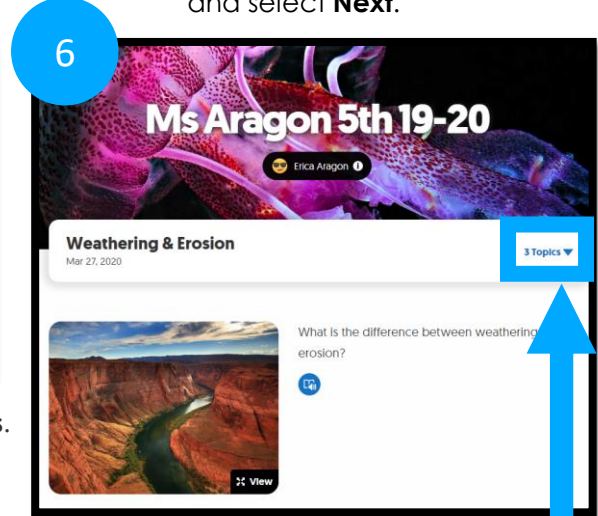
3. Sign in with SISD email [username@student.sisd.net](mailto:username@student.sisd.net) and select **Next**.



4. Enter the SISD password and select **Sign In**.



5. You may select **No** or **Yes**.



6. Click on **Topics**, to view other topics in the teacher's Flipgrid.



7. Tap the green plus button to begin recording your video. The video can be submitted to the Grid in these four easy steps:
- Record your video
  - Review & edit (optional)
  - Take a selfie
  - Edit your details (optional) and submit your video!

For more information, [click here](#).