


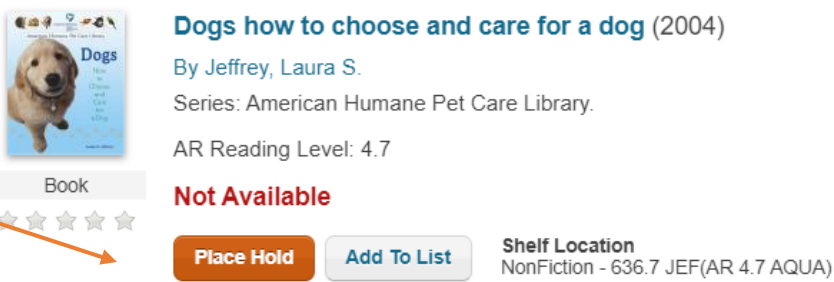


How to Checkout Library Book Online at Rojas Library

<p>Access the Rojas Webpage</p>	<p>https://www.sisd.net/robertrojases</p>
<p>Locate the Quick Links section and <u>click</u> @ your library</p>	
<p>On the left menu, Library Media Center, <u>click</u> Online Catalog.</p>	
<p>The LS2 Interactive Catalog allows students to search for books by book title or subject. Enter the title or subject in the search box and click Go or press Enter on the keyboard.</p>	
<p>The Results page will show titles as Available or Not Available. Click on Place Hold. If you would like to check out the book.</p>	
<p>Complete the last step. Pickup Location: Rojas ES Select One</p> <ul style="list-style-type: none"> ○ I want the first available copy <p>Click Submit Hold</p>	