

Socorro Independent School District
Jane A. Hambric School
2017-2018 Campus Improvement Plan



Mission Statement

The mission of Jane A. Hambric School is to maximize the potential of every student to acquire the academic, technical, ethical, economic, and citizenship skills to successfully live and contribute within a democratic society.

Vision

Tomorrow's Leaders Learning Today

Superintendent & Board Members

Dr. José Espinoza
Superintendent of Schools

Paul Guerra
Board President
District 4

Cynthia Ann Najera
Vice President
District 2

Michael Anthony Najera
Board Secretary
District At-Large

Hector F. Gonzalez
Trustee
District 1

Gary Gandara
Trustee
District 5

Antonio "Tony" Ayub
Trustee
District At-Large

Angelica Rodriguez
Trustee
District 3

Table of Contents

Comprehensive Needs Assessment	5
Demographics	5
Student Academic Achievement	8
School Processes & Programs	12
Perceptions	15
Comprehensive Needs Assessment Data Documentation	17
Goals	19
Goal 1: SISD will ensure a safe school environment for students, staff, and community members by implementing both current and new initiatives to address safety concerns, keeping safety a top priority.	19
Goal 2: SISD students will receive a quality education with rigorous instructional standards that adequately prepares them for the college and career of their choice	24
Goal 3: SISD will recruit and retain 100% Highly Qualified faculty, staff, and support personnel to improve student academic performance and to ensure that students graduate college and career ready.	36
Goal 4: SISD will build positive parent, business, and community partnerships to ensure the academic success of students by engaging in collaborative district and campus-level activities; by connecting regularly via numerous means of communication; and by providing regular access to current educational information.	40
Goal 5: For increased accountability, SISD district leaders, campus leaders, faculty, and staff members will ensure that students receive a quality education by working collaboratively towards the fulfillment of educational goals at the federal, state, and district level.	44
System Safeguard Strategies	47
State Compensatory	48
Budget for Jane A. Hambric School:	48
Personnel for Jane A. Hambric School:	50
Title I Components	51
Schoolwide Program Plan	51
Ten Schoolwide Components	51
Campus Funding Summary	52

Comprehensive Needs Assessment

Demographics

Demographics Summary

History & Demographics: Jane A. Hambric School is one of 48 campuses in the Socorro Independent School District Independent School District. Jane A. Hambric School opened its doors in 2000 and serves predominantly middle class families. Jane Hambric serves 1,214 students in grades Kindergarten through 8th grade. This is a decline of 29 students from the 2016-2017 school year. We recently began registering overflow students from the El Dorado feeder pattern which has increased our enrollment by about 30 students this year.

American Indian / Alaskan Native	0.0%
Asian	.5%
Black / African American	.8%
Native Hawaiian/ Pacific Islander	0.0%
Hispanic	95.1%
Multiracial	.6%
White	3.0%

The campus is 51% male and 49% female with a low socioeconomic status of 84%.

The average daily attendance rate for students is 96.65%. Grade level attendance for the year is: K- 95.44%; 1st- 96.63%; 2nd- 96.75%; 3rd- 96.92%; 4th- 96.69%; 5th- 96.90%; 6th- 96.48%; 7th- 96.89%; 8th- 96.77%

The school will continue to offer attendance incentives through the district's Make It Count campaign and the schools partnerships with its Partners in Education.

There were a total of 357 discipline referrals this year (up 6 referrals for the 2016-17 school year). Referrals by grade: K- 16; 1st- 0; 2nd- 8; 3rd- 33; 4th- 20; 5th- 73; 6th- 70; 7th- 60; 8th- 77 Referrals by month: Jul. -0, Aug.- 16; Sept.- 32; Oct.- 14; Nov.- 34; Dec.- 30; Jan.- 79; Feb.- 59; Mar.- 15; Apr.- 46; May- 32. We had a total of 155 PEIMS reported offenses and 43 reports of bullying / taunting behaviors which is down from 75 the year before.

Jane Hambric serves 308 (25% of the school population) students identified as Limited English Proficiency (LEP), 60 students in the Gifted and Talented program (5%), 47 students are identified for 504 services (4%), 122 students served through special education services (10%).

Our School-wide Title I program consists of parent involvement activities (Family Nights focusing on Science, Math, ELAR and technology), Open House, Parent/Teacher Conferences, STAAR and SSI Awareness Night, and College Readiness Night, extended day, Saturday School, and intersession for math, reading, science, and social studies. Our State Compensatory Program (SCE) consists of an academic coaches training teachers in best practices for assisting

at-risk students; 2 SCEIs (1 middle school and 1 elementary), extended week for math and reading, summer school for students experiencing testing or academic difficulties, one at-risk instructional aide, and a library aide. The WIN Academy opened its doors for the 2015-2016 school year to serve students identified as in need of extra support to fill-in learning gaps. Jane Hambric also offers CTE to all 8th graders through the Project Lead the way Classes. The site-based decision-making team looked at last year's program evaluations, survey results, and the following data: iStation, TCM, STAAR, unit and common assessments, attendance (students and staff), TTESS (walk-throughs and observations), and the district developed staff climate survey.

Teachers will be receiving training this year on Social Emotional Learning and in the PBIS framework. Decreasing disciplinary incidents is a main focus for us next year as well creating a positive climate and culture for our students. Our team attended the PBIS annual conference in May of 2017 and followed up with a team training at Jane Hambric on June 12, 2017. Our PBIS team will be rolling out our plan at our July staff development. We will also be having a one day training SEL training from The Master Teacher on the TOP 20 SMART Board Curriculum. We continue to strengthen our reading and writing curriculum through training in Empowering Writers and Johnny Can Spell trainings.

Demographics Strengths

Strengths: Jane A. Hambric is a safe school. Our entire learning community is dedicated to this continually evolving statement. Schools must be prepared to deal with threats to school safety, but the reality is that the threats are constantly changing. Schools must ensure the safety and security of students by adopting a comprehensive approach to addressing school safety that focuses on prevention, intervention, and response planning. Jane A. Hambric has an Emergency Operations Plan (EOP) that is a living document. It was created by a committee and based on parameters from national and state organizations and the guidelines from our district. The EOP has been revised and is constantly being shared with the staff and faculty. Students and staff frequently participate in safety drills and are prepared to respond in a prompt and effective manner to every emergency scenario deemed possible.

In 2014-2015, after the school was once again restructured under a single administrative team, the number of referrals (PEIMS and Non-PEIMS) climbed to 551. For the 2015-2016 school year, referrals dropped to 351. This drop can be attributed to the use of contracts and counseling for students who are frequently in the office. For the 2016-17 school year, referrals remained consistent at 357. Eight students were sent to KEYS (district alternative school) and that is believed to be a deterrent in student misconduct. Next year we are looking into a schoolwide PBIS initiative to address discipline. Fourteen staff members attended the Region XIX conference this year and will receive more training on June 12th.

Jane A. Hambric has a strong Olweus Bullying Prevention Program. Our students and parents feel they can report incidents and receive support and assistance from the administrative and counseling teams. Our Olweus Program has been nationally recognized and we continue to enhance and strengthen our efforts to prevent reoccurring bullying. Our weekly lessons are effective and support a safe learning environment. However, in effort to continue to offer all students a safe and supportive learning environment, the campus will need continued support with the Olweus Anti-Bullying and the CHAMPS mentoring program.

This year we worked to develop or Hawkeyes volunteer program. This program is based on the national W.A.T.C.H Dog program. We consistently had a volunteer here for the second semester on a weekly basis. We will continue to monitor and develop this program.

Five additional cameras were installed throughout the campus this year and installed in hallways, the gym, and courtyard.

Jane A. Hambric has worked diligently to improve the campus as a safe learning environment. Our district strategic plan directly states, "Students will attend

well-maintained, clean, and updated facilities throughout our district that support the learning environment.” Major improvements have been made during the past two years to ensure this campus is well-maintained, clean and updated. Primarily, we instituted a front desk system to greet and check identification of all visitors to our campus. Recently, our custodial staff has worked very hard to improve the cleanliness of the campus; this has had a very positive impact on students, staff and parents. We have also moved class assignments to better ensure safe flow of students through our campus. Administrators and counselors, supported by our SRO and security officer, maintain a vigilant presence before/after school and during all transition times. For our middle school, one staircase was designated for travelling up and the other was travelling down; this simple act has tremendously increased safety for our students.

All of our staff is highly qualified in their area of teaching. Eight of our middle school teachers are certified to teach Advanced Placement classes. Our plan is to continue to add 1-2 teachers every year. All of our middle school core teachers are AVID trained and we will move into training more elementary teachers next year. We are increasing our advanced placement enrollment with the addition of our AHHA (Advanced Hawk Honors Academy) this year. We are currently finalizing our rosters this summer.

Student Academic Achievement

Student Academic Achievement Summary

2016-2017 STAAR data is as follows:

Grade	Subject	Percent Passing	Percent change	Percent Advanced	Percent change	LEP	Spec. ED.	At-risk	Eco. Dis.
3 rd	Math	73.9	-8.4	33.6	+9.19	69	14	63	72
3 rd	Reading	65.5	-9.26	24.4	+3	50	14	50	64
4 th	Math	89.1	+24.06	25.8	+15.78	82	38	80	88
4 th	Reading	75	+12.86	23.4	+8.44	56	0	54	70
4 th	Writing	71.3	+8.2	7.0	-.12	54	13	49	66
5 th	Math	93.2	+11.29	14.9	+5.8	87	88	89	94
5 th	Reading	75.7	+1.24	21.6	+5.8	50	41	52	53
5 th	Science	80.1	+7.2	17.8	+12.55	42	69	67	77
6 th	Math	82.1	-2.5	14.9	-9.33	72	30	70	79
6 th	Reading	72.4	-9.8	9.7	-1.54	60	10	51	68
7 th	Math	75.9	-3.92	16.0	+2.87	71	29	62	73
7 th	Reading	74.1	+4.31	16.7	+3.39	17	14	59	70
7 th	Writing	68.3	-8.6	7.5	+2.07	31	7	51	67
8 th	Math	93.1	+3.01	26.9	+3.32	64	69	89	93
8 th	Reading	85.4	-2.27	16.2	-.51	43	38	92	85
8 th	Science	80.6	+9.9	10.9	-4.58	21	20	69	81
8 th	S. Studies	83.7	+6.56	29.5	+7.24	43	60	76	83
3 rd -8 th	Math	84.5	+3.53	50.4	+2.78				
3 rd -8 th	Reading	74.8	+7.1	18.5	+2.66				
4 th & 7 th	Writing	69.7	-.09	7.2	+9.7				
5 th & 8 th	Science	80.4	+3.75	15.4	+3.7				

2016-2017 TELPAS DATA: Yearly progress Composite Rating (Students that progressed at least one level)

1st - 66%

2nd- 49%

3rd- 56%

4th- 60%

5th- 57%

6th- 76%

7th- 73%

8th-64%

Algebra I Results: 100% of students passed

K-2 Istation EOY:

Kinder: TIER 26% of students are TIER 3

1st grade:28% of students are TIER 3

2nd grade: 7% of students are TIER 3

K-2: TCM EOY data

K- 93.81 (+3.89)

1st- 94.17% (+6.57)

2nd- 92.93% (+2.61)

Spring Writing initiative (% Met):

Kinder: 92.16% -7.8

1st: 80.81% -10.7

2nd: 89.71% +1.6

3rd: 96.72% +3.4

5th: 84.87% -3.5

6th: 93.57% +14.3

8th: 92.48% +5.1

Student Academic Achievement Strengths

Areas of strength this year include gains in all STAAR tested areas with the exception writing where we stayed the same. We saw a 6.5% gain in social studies which gave us the top score in the district. Our largest gain was 24% in 4th grade math. We also had large gains in 4th reading (12%), 4th writing (8%), and 5th math (11%), 5th science (7%). We had some gains in our LEP populations as well. TELPAS areas of growth include 1st grade with 66%, 6th grade with 76% and 7th grade with 73%. We still need to focus on special education and our ELL populations as they continue to score well below our other student populations.

Gains were made through the use of tutorials after school, intersession and summer school. 5th grade students were also given an elective if they passed STAAR in 4th grade which helped to create smaller intervention classes during the day. Super school was added during first period to target interventions. Counselors and SCE coaches worked in classrooms during this time. ELL new comers were put in intervention classes during this time and focused on beginning level phonics and worked on Rosetta Stone after school. RTI improved this year as we had more teachers referring students which helped us track students better and offer more intervention services. We are still working on refining our RTI process.

Powerwalk data this year indicates that we have most students on task and engaged in learning; however, the instruction tends to be at the lower levels of knowledge and comprehension. Increasing rigor is a major goal for the upcoming year.

Problem Statements Identifying Student Academic Achievement Needs

Problem Statement 1: During the 2016-17 school year, 0% of Jane Hambric special education students met standard on the 4th Grade state assessment in Reading. **Root Cause:** Co-teach and increased rigor training is needed for a few number of teachers; teachers need more planning time to improve their

delivery of content to students; tutoring prioritization needs to be a priority for Special education students.

Problem Statement 2: During the 2016-2017 school year, only 69% of Jane A Hambric students met standard on the 4th & 7th Grade state assessment in Writing. **Root Cause:** Writing training is needed for a broad number of teachers based on the district writing initiative as well; teachers need more assistance on delivery of content to students and the scoring rubric.

School Processes & Programs

School Processes & Programs Summary

Jane A. Hambric will recruit and retain 100% Highly Qualified faculty, staff, and support personnel to improve student academic performance and to ensure that students graduate college and career ready.

SISD district leaders, campus leaders, faculty, and staff members will ensure that students receive a quality education by working collaboratively towards the fulfillment of educational goals at the federal, state, and district level.

The organization of Jane Hambric begins with our leadership team. It is comprised of all administrators (4), SCE coaches (2), Librarian, and Counselors (3). We meet every Mondays to review the calendar of events, students data, and staff development planning. Through our Monday meetings we are able to share information and ideas to improve our instruction. Our SCE coaches lead our PLC meetings on Tuesday with the elementary teachers and on Wednesday with our Middle School teachers. Administration is divided by grade levels and attends PLC meetings for their respective grades as well as all ARD's and discipline. Counselors are divided into k-3, 4-6 and 7-8 for the new school year. Dividing up the grade levels helps to balance the work load and give structure for our staff and students. Teachers are given a day of planning every nine weeks with their grade levels and content areas in the middle school. Teachers also develop their common assessments during this time and review student data. RTI meetings are held every month to review student data and put interventions into place. The RTI committee consists of the classroom teacher, administration, counselor, parent and SCE coach. Our school has a School Improvement Team which helps guide administration through the decision making process.

At Jane Hambric teachers are expected to integrate technology into the core curriculum. Our WIN classes use technology on a daily basis as all students are issued personal devices. Students use the on line THRIVE curriculum for reading and math. Our campus currently has two computer labs for teachers and students to use. We have one lab for our Gateway to technology classes. Each teacher has from 3-6 desktops in their classrooms. We have many Ipads, tablets, and laptops for students to use. Each classroom is equipped with an IWB, projector and Elmo. Students also use the Accelerated Reader program to strengthen their reading skills.

Students are given district common assessments every three weeks and a summative assessment at the end of the nine weeks. Students also took district wide benchmarks in November and mock STAAR tests in January. Teachers also create their own mini assessments as needed. Many teachers joined the district's Content Advisory Meetings which gave them an insight into the upcoming TEks and how to plan accordingly. Teachers input their data into Eduphoria and complete a data analysis form to be discussed during PLC's.

Administration met with all teachers at the beginning of the year to plan for their upcoming goals. Goals were reviewed at the end of the year with administration. Teachers were encouraged to complete goal setting with their students as well.

Academically we will continue with our STAAR goals for the 2017-2018 school year:

Reading; 85%

Math: 87%

Science: 85%

Social Studies: 87%

Writing: 80%

We also hope to increase our subpopulation scores. (special education and ELL's)

School Processes & Programs Strengths

Jane A. Hambric will begin year 3 of our strategic plan to ensure staff members received timely professional development throughout the school year which was targeted at guided reading and guided math, PreAP (two more teachers will be certified this summer) content areas, data disaggregation, AVID (6 more teachers will attend this year), and the newly founded WIN Academy. Our goal for the year is to tightly align the kinder through eighth grade intervention plan in order to appropriately fill instructional gaps. Two state compensatory education intervention coaches will support the core content areas along with the leadership team. Aligned walkthroughs and teacher intervention plans will allow for consistency and accountability in every classroom. Lastly, a strategic master schedule will provide integrated intervention and planning times across the campus

The Jane A. Hambric Administrative Team is committed to creating a school culture in which all stakeholders are held accountable. To ensure that all staff members are working towards student success on a daily basis the administrative team conducted over 700 documented walk-throughs, observations, and evaluations of teachers and staff. Additionally, all support staff (office staff, security guard, TIA's, at-risk aids, counselors, SCEIS, etc...) were evaluated this year using the appropriate evaluation tools. Students were also held accountable for the 2016-17 school year. As discussed earlier, the administrative team processed 357 student discipline referrals. These referrals led to discipline actions that ranged from administrative conferences for minor infractions to KEYS referrals for more severe disciplinary issues.

We increased our number of students in Co teach classes by 5 students. Students were moved from Specialized Support to a more inclusive environment through CoTeach. Parent conferences were held throughout the year for students not experiencing academic success. During these meetings, parents, administrators, teachers and counselors met to discuss why students were struggling academically and ways they could assist. In some cases, these meetings served as RtI (formalizing the intervention process and beginning the referral process for more structured services) or pre-retention/retention meetings for students not demonstrating growth or progress. RTI meetings were held every month for struggling students. Students were provided with interventions through small group instruction as a result.

This past year we bought 25 tablets and 50 ELMO's to replenish and update our technology needs. Teachers have found tablets and the use of technology to be highly engaging, therefore, we find it necessary to continue to purchase more technology and keep it updated. We will also be participating in the Districts' DNA summer conference. We have a district technology trainer who has provided a wealth of staff development for our staff. She has trained us

on Plickers, Augmented Reality, Kahoot, and Office 365 this year. Teachers also maintain current web pages for students and parents to use as a reference. Our campus maintains a current web page and promotes school activities via our school Twitter account. Our school robotics team competed this year in the SISD Robotics competition and did very well.

Perceptions

Perceptions Summary

SISD will build positive parent, business, and community partnerships to ensure the academic success of students by engaging in collaborative district and campus-level activities; by connecting regularly via numerous means of communication; and by providing regular access to current educational information.

Jane A. Hambric is a community school. Being adjacent to a public park opens up our school to our community for various activities. Our campus is utilized throughout the evening for sporting and family events by the community. Being a K-8 school creates a family like feeling throughout. Students attend Jane Hambric for 9 consecutive years which creates a strong bond with the school and staff. Older siblings attend with younger siblings and help to provide the safe and secure feeling of Hambric students. We have approximately 100 military families which adds diversity to our school culture. Families seem to blend in easily and enjoy attending Hambric. Discipline data has decreased over the past year as we have focused on anti bullying efforts. Students participate in a wide variety of activities including athletics, fine arts, honor society, and after school clubs.

Perceptions Strengths

At Jane A. Hambric K-8 School, we are committed in providing opportunities for all members of the school community to be involved directly or indirectly. It is our mission and goal to increase our parent participation and business partnership and expand to our surrounding community including our military personnel. Together we become one entity that will focus and support academic achievement and student success. At Jane A. Hambric K-8 School, we will continue to work in collaboration with teachers, staff, administration, parents and business partners. Our Parent Liaison provides a vital component of the parental involvement by adding a variety of workshops and trainings for our parents.

The Volunteer Program has registered over 100 volunteers and had the most hours recorded in the entire district (over 8700). The Jane A. Hambric Volunteer program continues to improve in the area of recruitment and development of effective community and family partnerships with all segments of the community (Texas Tech field day, Wellness Wednesdays, Career Day, Book Fairs, Toy Give Away, Field Trips, Family Night, Reading to Students, etc..). Our HawkEyes program has been rebuilt and continues to grow. Our Hawkeyes serve as additional eyes and ears on our campus.

Counselors are working diligently with members of the school community for the academic, social, physical, and emotional development of all students. (College Readiness for K-8 classrooms via adoption of a College or University, Career Presentations in grades K-8. This year we are adopting the PBIS framework (S.O.A.R.) We value Safety, Ownership, Acceptance, and Respect. We will also begin the TOP 20 curriculum from The Master Teacher in which the campus will receive training on July 28th.

Partners in Education assist by donating school materials and time, Military Personnel lend a helping hand to teach students about discipline, physical fitness, careers, and provide their time and presence in events like Terrific Kids, Veteran's breakfast, and other student based activities. Business Partners have assisted by supporting Attendance Initiatives.

Teachers and Administrators assure that communication to our parents and other members of the school community are informed about such events through various means. We use the following as part of our communication system: -Announcements over the broadcast system -Information placed on the school's Marquee -Use of the computer based student phone call system School Messenger - Monthly Calendar -Parent letters -Emails -Meetings, Assemblies, Events, Open House, Parent Conferences

Twitter -Campus Website We at Jane A. Hambric will continue to work as ONE community and as a TEAM of many who will contribute to the educational success and the well-being of all students.

Parents are involved in the after school sports program VASSP which is available for K-5 students. We also have a Boy Scouts of America troop that meets at Jane Hambric every Wednesday night. Many of our students are in the troop and they collaborate with us often on school wide projects.

The implementation of Istation and IXL Reading and Math Computer based programs that are available to use at home. Students have greatly benefited from having the extra Reading and Math component support at home.

Jane Hambric school completed a climate survey for the 2016-17 school year. Staff, students and parents were asked to complete the online survey. The results showed that our staff feels safe and secure (3.1 average), they like working at our school (3.32 average), and they are treated with respect (3.47). Parents reported that their children like their school (3.42) teachers encourage their child to think independently (3.4) and their child's teacher lets them know when they do a good job (3.4). Secondary students felt they were doing their best at school (3.39) and elementary students felt their teacher believed they can learn (3.78). A fine arts elective for our 5th grade students to provide an incentive for passing the 4th grade STAAR. This also allows our 5th grade teachers to focus on intervention for smaller groups of students. Counselors established "The Zone" which is available to students during lunch to play games as an alternative to going outside. Staff was awarded the PRIDE award for going above and beyond in their instruction. New TV's were added to the school to communicate with students and visitors.

Problem Statements Identifying Perceptions Needs

Problem Statement 1: During the 2016-2017 school year an average rating of 2.3 was given from staff in relation to appropriate disciplinary measures being taken for disruptive behavior. **Root Cause:** We need a consistent school wide approach for encouraging positive behavior and assigning appropriate consequences for negative behavior. Administration and staff need training and need to develop a school wide framework in dealing with discipline.

Comprehensive Needs Assessment Data Documentation

The following data were used to verify the comprehensive needs assessment analysis:

Improvement Planning Data

- Campus goals
- Current and/or prior year(s) campus and/or district improvement plans

Accountability Data

- Texas Academic Performance Report (TAPR) data
- Performance Index Framework Data: Index 1 - Student Achievement
- Performance Index Framework Data: Index 2 - Student Progress
- Performance Index Framework Data: Index 3 - Closing Performance Gaps
- Performance Index Framework Data: Index 4 - Postsecondary Readiness
- System Safeguards and Texas Accountability Intervention System (TAIS) data
- Accountability Distinction Designations
- PBMAS data
- Community and student engagement rating data

Student Data: Assessments

- State and federally required assessment information (e.g. curriculum, eligibility, format, standards, accommodations, TEA information)
- State of Texas Assessments of Academic Readiness (STAAR) current and longitudinal results, including all versions
- Progress of prior year STAAR failures
- STAAR ELL Progress Measure data
- Texas English Language Proficiency Assessment System (TELPAS) results
- Student Success Initiative (SSI) data for Grades 5 and 8
- SSI: Istation Indicators of Progress (ISIP) accelerated reading assessment data for Grades 3-5 (TEA approved statewide license)
- Local diagnostic reading assessment data
- Local diagnostic math assessment data
- Local benchmark or common assessments data
- Student failure and/or retention rates

Student Data: Student Groups

- Race and ethnicity data, including number of students, academic achievement, discipline, attendance, and rates of progress between groups
- Number of students assigned to each special program, including analysis of academic achievement, race, ethnicity, gender, etc.
- Economically Disadvantaged / Non-economically disadvantaged performance and participation data
- Male / Female performance and participation data
- Special education population, including performance, discipline, attendance, and mobility

- Migrant population, including performance, discipline, attendance, and mobility
- At-Risk population, including performance, discipline, attendance, and mobility
- ELL or LEP data, including academic achievement, support and accommodation needs, race, ethnicity, gender, etc.
- Career and Technical Education (CTE) data, including academic achievement, program growth, race, ethnicity, gender, etc.
- Section 504 data
- Homeless data
- Gifted and talented data
- Dyslexia Data
- Response to Intervention (RtI) student achievement data

Student Data: Behavior and Other Indicators

- Attendance data
- Discipline records
- Student surveys and/or other feedback

Employee Data

- Professional learning communities (PLC) data
- Staff surveys and/or other feedback
- Highly qualified staff data
- Teacher/Student Ratio
- Campus department and/or faculty meeting discussions and data
- PDAS and/or T-TESS

Parent/Community Data

- Parent surveys and/or other feedback

Support Systems and Other Data

- Budgets/entitlements and expenditures data












Goals

Goal 1: SISD will ensure a safe school environment for students, staff, and community members by implementing both current and new initiatives to address safety concerns, keeping safety a top priority.

Performance Objective 1: For the 2017-2018 school year, Jane Hambric School will develop and implement a plan of action to ensure that 100 % of its stakeholders feel safe at school and school events.

Evaluation Data Source(s) 1: 100% of campus members felt safe at school and school events.

Summative Evaluation 1: Met Performance Objective









Strategy Description	TITLE I	Monitor	Strategy's Expected Result/Impact	Formative Reviews		
				Oct	Jan	May
1) Implement Positive Behavior Interventions and Supports (PBIS) as a proactive approach to defining, teaching, and supporting appropriate student behaviors to create positive school environments to achieve social, emotional and academic success through use of the program materials, resources and surveys.		Administrators; SCEI; Teachers; PBIS Committee members	Creating and sustaining Tier 1 supports (universal), Tier 2 supports (targeted group), and Tier 3 supports (individual) systems of support that improve lifestyle results (personal, health, social, family, work, recreation) for all students by making targeted behaviors less effective, efficient, and relevant, and desired behavior more functional.			
Funding Sources: 199 - General - 150.00						
2) Provide staff development on PBIS to all staff and faculty at the beginning of the year and periodically throughout the year. (TQ, SC)		Administration, Counselors, and PBIS Committee members	Observations/ Walk-throughs/ sign in sheets			
Funding Sources: 211 - Title I, Part A - 500.00						
 = Accomplished  = Considerable  = Some Progress  = No Progress  = Discontinue						

Goal 1: SISD will ensure a safe school environment for students, staff, and community members by implementing both current and new initiatives to address safety concerns, keeping safety a top priority.

Performance Objective 2: For the 2017-2018 school year, Jane Hambric School will fulfill 100% of the requirements for safety audits and safety drills to be prepared for multiple emergency scenarios.

Evaluation Data Source(s) 2: 100% of the requirements were met for multiple emergency scenarios.

Summative Evaluation 2: Met Performance Objective









Strategy Description	TITLE I	Monitor	Strategy's Expected Result/Impact	Formative Reviews		
				Oct	Jan	May
1) Campus will conduct all district mandated drills and meet with campus and district personnel to discuss results and findings.	1.0	Administration	Logs			
	Funding Sources: 211 - Title I, Part A - 0.00					
 = Accomplished  = Considerable  = Some Progress  = No Progress  = Discontinue						

Goal 1: SISD will ensure a safe school environment for students, staff, and community members by implementing both current and new initiatives to address safety concerns, keeping safety a top priority.

Performance Objective 3: For the 2017-2018 school year, the number of bullying-related incidents reported at Jane Hambric School will decrease from 43 to 35.

Evaluation Data Source(s) 3: Bullying incidents decreased from 43 to 35.

Summative Evaluation 3: Significant progress made toward meeting Performance Objective









Strategy Description	TITLE I	Monitor	Strategy's Expected Result/Impact	Formative Reviews		
				Oct	Jan	May
1) Implement the PBIS Program weekly through use of the I20 Master teacher materials, resources and surveys.		Administration, Counselors, PBIS Committee	Weekly class meetings, Administrator/ Mentor walk-throughs			
	Funding Sources: 211 - Title I, Part A - 2000.00					
 = Accomplished  = Considerable  = Some Progress  = No Progress  = Discontinue						

Goal 1: SISD will ensure a safe school environment for students, staff, and community members by implementing both current and new initiatives to address safety concerns, keeping safety a top priority.

Performance Objective 4: Teachers will document a minimum of 3 interventions for at-risk students per 9 weeks.

Evaluation Data Source(s) 4: Appropriate academic support and interventions were documented and increased 8%.

Summative Evaluation 4: Exceeded Performance Objective









Strategy Description	TITLE I	Monitor	Strategy's Expected Result/Impact	Formative Reviews		
				Oct	Jan	May
1) Conduct RtI meetings for all students experiencing academic and behavioral difficulties and document all interventions.	1.0, 2.0, 3.0, 9.0	Teachers, Administration, Counselors, RtI Committee	RtI packets and meeting minutes			
 = Accomplished  = Considerable  = Some Progress  = No Progress  = Discontinue						

Goal 1: SISD will ensure a safe school environment for students, staff, and community members by implementing both current and new initiatives to address safety concerns, keeping safety a top priority.

Performance Objective 5: For the 2017-2018 school year, the total number of PEIMS disciplinary incidents at Jane Hambric School will decrease by from 81 to 73.

Evaluation Data Source(s) 5: Disciplinary incidences from 155 to 100.

Summative Evaluation 5: Exceeded Performance Objective

Strategy Description	TITLE I	Monitor	Strategy's Expected Result/Impact	Formative Reviews		
				Oct	Jan	May
1) Provide all campus teachers continued training on the PBIS and ways to utilize it's components to reduce the number of conflicts and incidents of bullying on campus.		Administration, Counselors, Olweus Committee	Sign-in sheets, agendas, PBIS Committee minutes, Lesson plans, walkthroughs			
	Funding Sources: 199 - General - 100.00					
 = Accomplished  = Considerable  = Some Progress  = No Progress  = Discontinue						

Goal 2: SISD students will receive a quality education with rigorous instructional standards that adequately prepares them for the college and career of their choice

Performance Objective 1: By the end of May 2018, Jane Hambric School will develop and implement at least 5 College and Career Ready activities.

Evaluation Data Source(s) 1: The school implemented at least 5 college and career ready activities.

Summative Evaluation 1: Met Performance Objective









Strategy Description	TITLE I	Monitor	Strategy's Expected Result/Impact	Formative Reviews		
				Oct	Jan	May
1) Career Day will be hosted to introduce students to multiple career opportunities.	1.0, 2.0, 6.0	Counselors	Sign-in sheet Student conversations and goal setting			
Funding Sources: 199 - General - 300.00						
2) Students will be motivated to reach full potential by means of small group or individual conferences focusing on topics such as self-esteem, study skills test anxiety, and focusing. Students achieving A or A/B Honor Roll or excel in individual subjects will be recognized at the end of the year with a medal, certificate, and/or trophy.		Administration & Counselors	Certificates and receipts for awards. Decrease in number of students with RtI referrals or interventions.			
Funding Sources: 199 - General - 3000.00						
= Accomplished = Considerable = Some Progress = No Progress = Discontinue						

Goal 2: SISD students will receive a quality education with rigorous instructional standards that adequately prepares them for the college and career of their choice

Performance Objective 2: For the 2017-2018 school year, 100% of Jane Hambric School English Language Learners and Special Education students will be placed in proper learning environments and proper grade levels to ensure that they reach their full potential.

Evaluation Data Source(s) 2: All English Language Learners and special education students were placed in proper learning environments and grade levels.

Summative Evaluation 2: Met Performance Objective

Strategy Description	TITLE I	Monitor	Strategy's Expected Result/Impact	Formative Reviews		
				Oct	Jan	May
1) Extend the instructional inclusion model for Special education students in all required content areas by increasing the number of students in co teach classes.	1.0, 2.0, 3.0, 5.0, 9.0	Administrators; SCEI; Teachers	CT monitoring forms, contact hour logs, Unit Assessments, and Istation data			
Funding Sources: 199 - General Fund : Special Education - 200.00						
 = Accomplished  = Considerable  = Some Progress  = No Progress  = Discontinue						

Goal 2: SISD students will receive a quality education with rigorous instructional standards that adequately prepares them for the college and career of their choice

Performance Objective 3: By January 2018, Jane Hambric School shall increase the level of instructional rigor across the core content areas, to indicate an overall improvement in student state assessment scores by 15%.

Evaluation Data Source(s) 3: The level of rigor increased to improve all content areas and improved student scores.

Summative Evaluation 3: Some progress made toward meeting Performance Objective

Strategy Description	TITLE I	Monitor	Strategy's Expected Result/Impact	Formative Reviews		
				Oct	Jan	May
1) Increase student vocabulary development and study skills through the use of student created study aides such as flash cards, interactive student notebooks, and sentence strips.	1.0, 2.0, 4.0, 9.0	Administrators; SCEI; Teachers	Walk-throughs, formative assessments, teacher lesson plans Unit exams			
	Funding Sources: 211 - Title I, Part A - 500.00, 199 - General Fund: Bilingual - 500.00, 199 - General Fund : Special Education - 500.00					
2) Provide intervention and acceleration opportunities during Intervention time, intersession, after school, and during Saturday School.	1.0, 2.0, 3.0, 9.0	Administrators, Counselors, SCEI, Teachers	Failure monitoring reports, tutoring logs, attendance rosters and Unit Assessments			
	Funding Sources: 199 - General Fund : Special Education - 1500.00, 199 - General - 1160.00, 199 - General Fund: Bilingual - 5000.00, 211 - Title I, Part A - 30000.00					
3) Provide two (2) Temporary Instructional Aides (TIA) to create accelerated instruction opportunities for ELL students during the school day and after school to target students in need of assistance. The TIA's use best strategies, Thinking Maps and Power Language Kits to intergrate Reading, Writing, Science and Social Studies with their small groups and the Stetson Model in the classroom as support. They also monitor and progress monitor Istation small groups.		Administrators, TIAS	Sign-in sheets, weekly logs Unit Assessments, Istation			
	Funding Sources: 199 - General Fund: Bilingual - 20766.00, 263 - Title III, LEP - 20766.00					
4) Provide At-Risk Instructional Aide to facilitate intensive direct accelerated instruction with individual and small groups of At-Risk students, and provide direct logistical support to At-Risk coordinator to serve At-Risk intervention programs campus wide. They use Language Power Kits that integrate Science, Social Studies, Reading and Writing with small groups. In the classroom they use Stetson Model to support the teacher and students for Math and ELAR. They have pull out Istation sessions with Tier III students that is progress monitored. At risk aide will also run the Homework Lab after school.		Administrators; SCEI, At Risk Aides	Sign-in sheets, weekly activity logs. Unit Assessments and reduction in behavioral incidents			
	Funding Sources: 199 - General Fund: SCE - 21838.00					

5) Provide part time At-Risk Library Aide to facilitate intensive direct accelerated instruction with individual and small groups of At-Risk students, and provide direct logistical support to At-Risk coordinator to serve At-Risk intervention for library campus wide. They also use the Power Language Kits to integrate Science, Social Studies, Reading and Writing. Student support is given through Math classes.	1.0, 9.0	Administrators, Librarian/At Risk Aide	Sign-in sheets, weekly activity logs. Unit Assessments and reduction in behavioral incidents			
	Funding Sources: 199 - General Fund: SCE - 12356.43					
6) Increase student performance on STAAR exams by utilizing online individualized and group instructional programs for core instruction and tutoring purposes such as IXL, Brain Pop,, iStation, Read 180, Lexia and United Streaming.	1.0, 2.0, 3.0, 9.0	Campus Instructional Specialists, Teachers, Administrators	Lesson plans, Walk-throughs and Unit Assessments			
	Funding Sources: 211 - Title I, Part A - 5000.00					
7) Purchase AVID license and student materials aimed at becoming an AVID campus to offer students and teachers academic support and skills.	1.0, 2.0, 3.0, 4.0, 5.0, 6.0, 9.0	Administration and Teachers	Walk-throughs, formative assessments, teacher lesson plans			
	Funding Sources: 211 - Title I, Part A - 3500.00					
8) Hiring college tutors to assist students in all content areas as part of the AVID program.	1.0, 2.0, 9.0	Administration	Logs and Advancement Via Individual Determination (AVID) activities			
	Funding Sources: 211 - Title I, Part A - 6000.00					
9) Provide for 21st Century student instruction access to technology (including Interactive White Boards, computers, IPADs, tablets, elmos, projectors) for use in regular instruction in communications, class presentations, online collaborations, distance learning, and student-centered projects; and to maintain necessary upgrades and support (device peripherals, memory, portable device batteries, software upgrades) necessary to keep technology use effective with current system requirements. Purchase media equipment for Super School class.		Administration, Teachers, SCEIs	Walk-throughs, usage reports, and Istation			
	Funding Sources: 211 - Title I, Part A - 19000.00					
10) Provide summer school acceleration to struggling students and use instructional supplies/materials.		Administration, Teachers, SCEIs	Walk-throughs, teacher lesson plans, and Post summer school assessment.			
	Funding Sources: 199 - General Fund: SCE - 24115.00					
11) Provide teachers PD on the Power walks by Sean Cain to increase their proficiency in best practices.		Administration, DSC, and presenter	Sign-in sheet Walk-throughs			
	Funding Sources: 211 - Title I, Part A - 6600.00					
12) Purchase bulletin boards for academic vocabulary, word walls , calendar math and problem of the day.	2.0	Administration	Instructional materials posted on boards. Increase in benchmark and 9 weeks assessments			
	Funding Sources: 211 - Title I, Part A - 2500.00					
= Accomplished = Considerable = Some Progress = No Progress = Discontinue						

Goal 2: SISD students will receive a quality education with rigorous instructional standards that adequately prepares them for the college and career of their choice

Performance Objective 4: For the 2017-18 school year, Jane Hambric School will improve its student state assessment scores in Reading from 74.8% to 85%.

Evaluation Data Source(s) 4: State assessment scores increased from 74.8% to 85% in Reading.

Summative Evaluation 4: Some progress made toward meeting Performance Objective

Strategy Description	TITLE I	Monitor	Strategy's Expected Result/Impact	Formative Reviews		
				Oct	Jan	May
1) Provide Reading intervention specialist (SCEI) to provide direct instruction for critical need students in an inclusionary setting and develop strategies with other reading teachers to improve instruction for all.	1.0, 4.0, 9.0	Administration	Intervention logs			
Funding Sources: 211 - Title I, Part A - 55000.00						
2) Provide specifically targeted content based literature in the library and classrooms to incorporate literacy across the curriculum strategies in all subject areas, to include Scholastic leveled readers, guided reading/balanced literacy resources, and E-Readers.	1.0, 9.0	Administration, Teachers, Librarian, and librarian aide	Literature listed and catalogued into library inventory. Unit Assessments			
Funding Sources: 211 - Title I, Part A - 1000.00						
3) Implement TEKS resource modules, STAAR materials, and supplemental differentiated instructional materials, instructional accommodation resource materials for all tested levels and subject areas. To include, but not limited to, Lakeshore, and Teacher Created Materials.	1.0, 2.0, 9.0	Administrators; SCEI; Teachers	Teacher Lesson Plans			
Funding Sources: 211 - Title I, Part A - 10000.00						
4) Increase student performance on STAAR exams by utilizing TEKS aligned differentiated instructional programs for core instruction and tutoring purposes such as Motivational Reading, Measuring up, Compass Learning and Texas Lonestar Reading.	1.0, 2.0, 9.0	Teachers, SCEI, Administration	Student success on STAAR exam, bench marks, and unit assessments.			
Funding Sources: 211 - Title I, Part A - 5000.00						
5) Use of Blue Bonnet reading program to increase student independent reading and library circulation.	1.0, 2.0, 6.0	Librarian	increase circulation in the library.			
Funding Sources: 211 - Title I, Part A - 1000.00						
6) Use data from Istation and other assessment resources to identify students in need of intervention.	1.0, 2.0, 8.0, 9.0	Administrators, Counselors, SCEI, Teachers	Diagnostic reports and data disaggregation sheets; intervention and remediation logs			
Funding Sources: 211 - Title I, Part A - 1000.00						
= Accomplished = Considerable = Some Progress = No Progress = Discontinue						

Goal 2: SISD students will receive a quality education with rigorous instructional standards that adequately prepares them for the college and career of their choice

Performance Objective 5: For the 2017-2018 school year, Jane Hambric School will improve its student state assessment scores in Mathematics from 84.5% to 90%.

Evaluation Data Source(s) 5: State assessment scores increased from 84.5% to 90% in Math.

Summative Evaluation 5: No progress made toward meeting Performance Objective












Strategy Description	TITLE I	Monitor	Strategy's Expected Result/Impact	Formative Reviews		
				Oct	Jan	May
1) Provide Math intervention specialist (SCEI) to provide direct instruction for critical need students in an inclusionary setting and develop strategies with other mathematics teachers to improve instruction for all.	1.0, 4.0, 9.0	Administration	Coaching Logs, Unit Assessments and STAAR results			
	Funding Sources: 211 - Title I, Part A - 0.00					
2) Provide Math intervention for all Tier III students 45 minutes per week.	3.0, 9.0, 10.0	SCEI; Elementary Teachers	Walk-throughs, formative assessments, teacher lesson plans			
	Funding Sources: 211 - Title I, Part A - 0.00					
3) Implement TEKS resource modules, STAAR materials, and supplemental differentiated instructional materials, instructional accommodation resource materials for all tested levels and subject areas. To include, but not limited to, Lakeshore and Teacher Created Materials	1.0, 2.0, 9.0	Administration, SCEIs, Teachers	Teacher Lesson Plans			
	Funding Sources: 211 - Title I, Part A - 0.00					
4) Increase student performance on STAAR exams by utilizing TEKS aligned differentiated instructional programs for core instruction and tutoring purposes such as IXL, Motivational Math, Measuring up and Excel Math.	1.0, 2.0, 7.0, 9.0	SCEI, Teachers, Administration	Lesson plans and Walk-throughs.			
	Funding Sources: 211 - Title I, Part A - 0.00, 199 - General Fund: SCE - 2000.00					
= Accomplished = Considerable = Some Progress = No Progress = Discontinue						

Goal 2: SISD students will receive a quality education with rigorous instructional standards that adequately prepares them for the college and career of their choice

Performance Objective 6: For the 2017-2018 school year, Jane Hambric School will improve its student state assessment scores in Science from 80.4% to 85%.

Evaluation Data Source(s) 6: State assessment scores increased from 80.4% to 85% in Science.

Summative Evaluation 6: Met Performance Objective












Strategy Description	TITLE I	Monitor	Strategy's Expected Result/Impact	Formative Reviews		
				Oct	Jan	May
1) Implement TEKS resource modules, STAAR materials, and supplemental differentiated instructional materials, instructional accommodation resource materials for all tested levels and subject areas. To include, but not limited to, Lakeshore, and Teacher Created Materials.	1.0, 2.0, 4.0, 9.0	Administration; SCEI, Teachers	Teacher Lesson Plans			
	Funding Sources: 211 - Title I, Part A - 0.00					
2) Increase student performance on STAAR exams by utilizing TEKS aligned differentiated instructional programs for core instruction and tutoring purposes such as Motivational Science, Measuring up	2.0, 8.0, 9.0	Administration, Teachers, SCEI	Lesson plans and walk-throughs			
	Funding Sources: 211 - Title I, Part A - 0.00					
 = Accomplished  = Considerable  = Some Progress  = No Progress  = Discontinue						

Goal 2: SISD students will receive a quality education with rigorous instructional standards that adequately prepares them for the college and career of their choice

Performance Objective 7: For the 2017-2018 school year, Jane Hambric School will improve its student assessment scores in in Social Studies from 83.7% to 87%.

Evaluation Data Source(s) 7: State assessment scores increased from 83.7% to 87% in Social Studies.

Summative Evaluation 7: No progress made toward meeting Performance Objective


















Strategy Description	TITLE I	Monitor	Strategy's Expected Result/Impact	Formative Reviews		
				Oct	Jan	May
1) Implement TEKS resource modules, STAAR materials, and supplemental differentiated instructional materials, instructional accommodation resource materials for all tested levels and subject areas. To include, but not limited to, Lakeshore and Teacher Created Materials.	1.0, 2.0, 9.0	Teachers, Administration, SCEI	Lesson Plans			
	Funding Sources: 211 - Title I, Part A - 0.00					
2) Increase student performance on STAAR exams by utilizing TEKS aligned differentiated instructional programs for core instruction and tutoring purposes such as Thinking Maps.	1.0, 2.0, 8.0, 9.0	SCEI, Teacher, Administration	Walk-throughs and lesson plans			
	Funding Sources: 211 - Title I, Part A - 0.00					
 = Accomplished  = Considerable  = Some Progress  = No Progress  = Discontinue						

Goal 2: SISD students will receive a quality education with rigorous instructional standards that adequately prepares them for the college and career of their choice

Performance Objective 8: For the 2017-2018 school year, Jane Hambric School will improve its student state assessment scores in Writing from 69.7% to 80%.

Evaluation Data Source(s) 8: State assessment scores increased from 69.7% to 80% in Writing.

Summative Evaluation 8: No progress made toward meeting Performance Objective

Strategy Description	TITLE I	Monitor	Strategy's Expected Result/Impact	Formative Reviews		
				Oct	Jan	May
1) Implement TEKS resource modules, STAAR materials, and supplemental differentiated instructional materials, instructional accommodation resource materials for all tested levels and subject areas. To include, but not limited to, Lakeshore and Teacher Created Materials.	1.0, 2.0, 4.0, 9.0	SCEI, Teachers, Administration.	Lesson Plans			
	Funding Sources: 211 - Title I, Part A - 0.00					
2) Increase student performance on STAAR exams by utilizing TEKS aligned differentiated instructional programs for core instruction and tutoring purposes such as Measuring up	1.0, 2.0, 8.0, 9.0	Administration, SCEI, Teachers.	Lesson plans and Walk-throughs.			
	Funding Sources: 211 - Title I, Part A - 0.00					
3) Implement strategies from Empowering Writers training.	2.0, 3.0, 4.0, 5.0, 9.0	Teachers, Administration, DSC	Lesson plans & walk-throughs			
	Funding Sources: 211 - Title I, Part A - 1000.00					
4) Teachers will meet every month to review writing data and discuss student work. SCE coaches will lead the reviews with the assistance of Instructional Officers.		Administration, Teachers, SCE coaches	Writing scores increase to 80%			
 = Accomplished  = Considerable  = Some Progress  = No Progress  = Discontinue						

Goal 2: SISD students will receive a quality education with rigorous instructional standards that adequately prepares them for the college and career of their choice

Performance Objective 9: For the 2017-2018 school year, Jane Hambric School special education students will achieve the 60% state system safeguards score in reading.

Evaluation Data Source(s) 9: 60% of special education students met state system safeguards in reading.

Summative Evaluation 9: Some progress made toward meeting Performance Objective












Strategy Description	TITLE I	Monitor	Strategy's Expected Result/Impact	Formative Reviews		
				Oct	Jan	May
1) Student IEP's and services will be reviewed by special education teachers and administration.	2.0, 3.0, 9.0	Administration	Sign in sheets			
	Funding Sources: 199 - General Fund : Special Education - 0.00					
2) Accelerated instruction will be offered after school, during intersession, Saturday school, and summer school.	9.0	SCEI coach, teacher	Sign in sheets and attendance logs			
	Funding Sources: 199 - General Fund: SCE - 0.00					
= Accomplished = Considerable = Some Progress = No Progress = Discontinue						

Goal 2: SISD students will receive a quality education with rigorous instructional standards that adequately prepares them for the college and career of their choice

Performance Objective 10: For the 2017-2018 school year, Jane Hambric School English language learners will achieve the 60% system safeguard score in writing.

Evaluation Data Source(s) 10: 60% of English Language Learners met system safe guards for writing.

Summative Evaluation 10: No progress made toward meeting Performance Objective












Strategy Description	TITLE I	Monitor	Strategy's Expected Result/Impact	Formative Reviews		
				Oct	Jan	May
1) Students will receive small group targeted intervention during intervention time, four times a week.	9.0	administration, teachers, TIA's, At-risk aide, SCE coach, librarian aide	Lesson Plans, TIA logs, and Increase in student achievement			
2) Accelerated instruction will be offered after school, during intersession, Saturday school, and summer school.	2.0, 9.0	Teachers, SCE coach	Sign in sheets, lesson plans, and Increase in student achievement			
Funding Sources: 199 - General Fund: SCE - 0.00						
 = Accomplished  = Considerable  = Some Progress  = No Progress  = Discontinue						

Goal 2: SISD students will receive a quality education with rigorous instructional standards that adequately prepares them for the college and career of their choice

Performance Objective 11: For the 2017-2018 school year, Jane Hambric School English language learners will achieve the 60% state system safeguards score in science.

Evaluation Data Source(s) 11: 60% of English Language Learners met system safe guards for science.

Summative Evaluation 11: Exceeded Performance Objective












Strategy Description	TITLE I	Monitor	Strategy's Expected Result/Impact	Formative Reviews		
				Oct	Jan	May
1) Accelerated instruction will be offered after school, during intersession, Saturday school, and summer school.	3.0, 9.0	Administration, SCEI coach	Sign in sheets, lesson plans and Increase in student achievement			
	Funding Sources: 199 - General Fund: SCE - 0.00					
2) SCE coach and science department will assist in planning for bi-weekly labs and ISN's.	9.0	Administration, SCE coach, science teachers	Lesson plans, agendas for planning, and increase in student achievement.			
 = Accomplished  = Considerable  = Some Progress  = No Progress  = Discontinue						

Goal 3: SISD will recruit and retain 100% Highly Qualified faculty, staff, and support personnel to improve student academic performance and to ensure that students graduate college and career ready.

Performance Objective 1: For the 2017-2018 school year, the number of teachers that demonstrate increased instructional effectiveness (as measured by T-TESS, Powerwalks, etc.) will increase by 5%.

Evaluation Data Source(s) 1: Teachers increased 5% in instructional effectiveness.

Summative Evaluation 1: Some progress made toward meeting Performance Objective

Strategy Description	TITLE I	Monitor	Strategy's Expected Result/Impact	Formative Reviews		
				Oct	Jan	May
1) Administration will conduct at least 5 Eduphoria documented walk-throughs a week.	3.0, 4.0, 5.0	Administration	Number of teachers referred to PD. Walk-through analysis			
Funding Sources: 212 - Title I , Part C Migrant - 0.00						
2) Provide teachers PD on the Powerwalks by Sean Cain.		Administration	Walk- through data			
Funding Sources: 211 - Title I, Part A - 6600.00						
 = Accomplished  = Considerable  = Some Progress  = No Progress  = Discontinue						

Goal 3: SISD will recruit and retain 100% Highly Qualified faculty, staff, and support personnel to improve student academic performance and to ensure that students graduate college and career ready.

Performance Objective 2: For the 2017-2018 school year, Jane Hambric School will maintain 100% Highly Qualified teachers in all core academic subjects.

Evaluation Data Source(s) 2: Maintained 100% Highly Qualified teachers in all core academic areas.

Summative Evaluation 2: Significant progress made toward meeting Performance Objective

Strategy Description	TITLE I	Monitor	Strategy's Expected Result/Impact	Formative Reviews		
				Oct	Jan	May
1) Campus will hire and place teachers only into content areas in which they are certified.	1.0, 5.0, 6.0	Administration	Certifications and teaching assignments, and Student performance on STAAR			
= Accomplished = Considerable = Some Progress = No Progress = Discontinue						

Goal 3: SISD will recruit and retain 100% Highly Qualified faculty, staff, and support personnel to improve student academic performance and to ensure that students graduate college and career ready.

Performance Objective 3: During the 2017-2018 school year, Jane Hambric School will offer at least 5 professional development opportunities for employees, specifically in PBIS, Johnny Can Spell, Kagan, AVID, and other best practices.

Evaluation Data Source(s) 3: At least 5 professional development opportunities were offered.

Summative Evaluation 3: Exceeded Performance Objective

Strategy Description	TITLE I	Monitor	Strategy's Expected Result/Impact	Formative Reviews		
				Oct	Jan	May
1) Provide teachers with AVID training so that they can meet the academic needs of their at-risk students using scientifically studied and researched based strategies.	2.0, 3.0, 4.0, 5.0, 9.0	Teachers and Administration	Lesson plans, walk-throughs, sign-in sheets Increased student organization and improved performance on STAAR and within classroom. Campus-wide use of strategies such as Cornell Notes and ISNs.			
Funding Sources: 211 - Title I, Part A - 10000.00						
2) Provide continued staff development in PBIS, SEL, Empowering Writers, Guided Reading, Guided Math, RTI/Differentiated instruction, and SIOP,		Administration, SCEI, District Personnel	Observations/ Walk-throughs/ sign in sheets Teacher lesson plans, staff/ campus surveys			
Funding Sources: 211 - Title I, Part A - 500.00						
3) Provide staff development in the following areas: Book studies, Kagan structures, SIOP, Empowering Writers, Writing Across Curriculum, Guided Reading, and Guided Math, and other PD opportunities provided by the district.	1.0, 2.0, 3.0, 4.0, 5.0, 6.0, 9.0	Administration, SCEI, District Personnel	Observations; Walk-throughs; sign in sheets Teacher lesson plans, staff surveys			
Funding Sources: 211 - Title I, Part A - 5000.00						
4) Provide teachers snacks and/or meals during professional development sessions that last more than 4 hours.	4.0	Administration and Campus Secretary	Receipts and PO's and Observations/ Walk-throughs/ sign in sheets			
Funding Sources: 211 - Title I, Part A - 2800.00						
5) Provide teachers with training in robotics to address the needs of students through hands-on activities using Lego robotic kits.	3.0, 9.0	Teachers, administration, and DSC	Agendas Teachers' lesson plans, observations, and walk-throughs			
Funding Sources: 211 - Title I, Part A - 100.00						
6) Provide WIN Academy teachers with training opportunities so they can meet the academic needs of their at-risk students using scientifically studied and researched based strategies.	3.0, 4.0, 9.0	District personnel	Lesson plans, walk-throughs, sign-in sheets Teachers' lesson plans, accountability talks, observations, and walk-throughs			
= Accomplished = Considerable = Some Progress = No Progress = Discontinue						

Goal 3: SISD will recruit and retain 100% Highly Qualified faculty, staff, and support personnel to improve student academic performance and to ensure that students graduate college and career ready.

Performance Objective 4: During the 2017-2018 school year, Jane Hambric School will allocate funding to purchase scientifically research-based programs, materials, and/or resources for professional development training in order to meet 100% of system safeguard indicators.

Evaluation Data Source(s) 4: Science materials and resources were purchased to meet 100% of system safeguard indicators.

Summative Evaluation 4: Significant progress made toward meeting Performance Objective

Strategy Description	TITLE I	Monitor	Strategy's Expected Result/Impact	Formative Reviews		
				Oct	Jan	May
System Safeguard Strategy 1) Provide SIOP and ELPS professional development for teachers and staff.	1.0, 2.0, 3.0, 4.0, 5.0, 9.0	Administrators, Teachers, Staff, Bilingual Dept.	Sign-in sheets, agendas, walkthroughs and classroom observations. Increased student performance for all students in all subjects.			
	Funding Sources: 263 - Title III, LEP - 0.00					
2) Provide Co-teach training for teachers who work with students with special instructional needs and the general student population.	1.0, 2.0, 3.0, 4.0, 5.0, 9.0	Special Education Department, Administrators, Teachers	Observations, classroom walkthroughs, sign-in sheets and agendas. Increased student performance and focused lesson planning			
	Funding Sources: 199 - General Fund : Special Education - 1000.00					
3) Four teachers will attend Johnny Can Spell PD to learn strategies to positively impact reading development in their students.		Campus administration, vendor, teachers	Sign-in sheets, walk-throughs, lesson plans increase in student reading performance.			
	Funding Sources: 211 - Title I, Part A - 1000.00					
= Accomplished = Considerable = Some Progress = No Progress = Discontinue						

Goal 4: SISD will build positive parent, business, and community partnerships to ensure the academic success of students by engaging in collaborative district and campus-level activities; by connecting regularly via numerous means of communication; and by providing regular access to current educational information.

Performance Objective 1: During the 2017-18 school year, Jane Hambric School will offer at least 5 collaborative educational involvement activities and events for parents and community members to promote teamwork and unity in the education of students.

Evaluation Data Source(s) 1: At least 5 collaborative educational involvement activities were provided for parents and community members.

Summative Evaluation 1: Met Performance Objective









Strategy Description	TITLE I	Monitor	Strategy's Expected Result/Impact	Formative Reviews		
				Oct	Jan	May
1) Share and explain the Istation program to parents through letters and parent nights.	1.0, 2.0, 6.0, 9.0	Administrators, Counselors, SCEI, Teachers, Parent Liaison	Istation reports, Parent sign-in sheets, and Istation data			
Funding Sources: 211 - Title I, Part A - 500.00						
2) Develop various events (at least 1 per month) to bring parents, teachers, and students together during and/or after the regular school day to enhance communication and build strong ties between home and school, Open houses, fine arts presentations, etc.), utilizing the materials, supplies, and possible refreshment.	1.0, 2.0, 6.0	Administrators, Parent Liaison, Counselors, Teachers	Enrollment records, Calendar of Events schedule Parent event feedback forms, Post action reports			
Funding Sources: 211 - Title I, Part A - 1000.00						
3) Maintain a full time Parent Liaison to promote Family Engagement and to conduct parent information and training sessions to maximize parental support and increase student achievement.		Administrators	Weekly Logs Parent event feedback forms			
Funding Sources: 211 - Title I, Part A - 17000.00						
4) Offer Family Engagement trainings and sessions to encourage parents to be active in school activities, using a variety of stored teaching materials. Parent Liaison will use a laptop to present on different issues.	1.0, 2.0, 6.0	Parent Liaison, Administrators, Counselors	Enrollment rosters and Training Assessments			
Funding Sources: 211 - Title I, Part A - 1000.00						
5) Promote and assist district father/son conference and a mother/daughter conference in order to increase Family Engagement.		Parent Liaison	Parent event feedback forms			
Funding Sources: 211 - Title I, Part A - 45.00						
= Accomplished = Considerable = Some Progress = No Progress = Discontinue						

Goal 4: SISD will build positive parent, business, and community partnerships to ensure the academic success of students by engaging in collaborative district and campus-level activities; by connecting regularly via numerous means of communication; and by providing regular access to current educational information.

Performance Objective 2: For the 2017-2018 school year, Jane Hambric School will communicate at least once a month through notifications, newsletters, email, etc. to parents, business, and community members.

Evaluation Data Source(s) 2: Communication with parents, business, and community members at least once a month.

Summative Evaluation 2: Exceeded Performance Objective

Strategy Description	TITLE I	Monitor	Strategy's Expected Result/Impact	Formative Reviews		
				Oct	Jan	May
1) Develop, and send home, monthly calendar notifying parents of upcoming events.	6.0	Secretary and Parent Liaison	Calendar of events to Increase parent attendance at events			
 = Accomplished  = Considerable  = Some Progress  = No Progress  = Discontinue						

Goal 4: SISD will build positive parent, business, and community partnerships to ensure the academic success of students by engaging in collaborative district and campus-level activities; by connecting regularly via numerous means of communication; and by providing regular access to current educational information.

Performance Objective 3: By the end of the 2017-2018 school year, Jane Hambric School will add at least one new partnerships with businesses, higher education institutions, and other outside agencies to support student education.

Evaluation Data Source(s) 3: At least one new Partnerships with higher institutions, business and other outside agencies.

Summative Evaluation 3: Met Performance Objective









Strategy Description	TITLE I	Monitor	Strategy's Expected Result/Impact	Formative Reviews		
				Oct	Jan	May
1) School will partner with outside businesses to acknowledge monthly Terrific Kids.	2.0, 6.0	Counselor	Student incentives and Terrific Kids roster			
2) Partnerships with outside businesses to recognize school		Counselors	Roster of students attending recognition ceremony and Incentives			
3) Principal will meet with office staff to go over campus office policies.	4.0, 6.0	Principal	Sign in sheets and reduction in number of complaints			
= Accomplished = Considerable = Some Progress = No Progress = Discontinue						

Goal 4: SISD will build positive parent, business, and community partnerships to ensure the academic success of students by engaging in collaborative district and campus-level activities; by connecting regularly via numerous means of communication; and by providing regular access to current educational information.

Performance Objective 4: For the 2017-2018 school year, Jane Hambric School will have a minimum of 2 (1 each semester) customer service training(s) to ensure a positive and welcoming school climate for parents and community members.

Evaluation Data Source(s) 4: Customer service trainings were provided to promote a welcoming climate for all constituents.

Summative Evaluation 4: Some progress made toward meeting Performance Objective

Strategy Description	TITLE I	Monitor	Strategy's Expected Result/Impact	Formative Reviews		
				Oct	Jan	May
1) Provide all staff members with training on customer service and creating a positive working environment.		Administration, Counselors, SCEI's	Sign in sheets			
 = Accomplished  = Considerable  = Some Progress  = No Progress  = Discontinue						

Goal 5: For increased accountability, SISD district leaders, campus leaders, faculty, and staff members will ensure that students receive a quality education by working collaboratively towards the fulfillment of educational goals at the federal, state, and district level.

Performance Objective 1: For the 2017-2018 school year, English Language Learner at Jane Hambric School will meet district, state, and federal accountability standards and measured by reports such as the Performance-Based Monitoring Analysis System

Evaluation Data Source(s) 1: All English language Learners will met all state standards.

Summative Evaluation 1: Some progress made toward meeting Performance Objective









Strategy Description	TITLE I	Monitor	Strategy's Expected Result/Impact	Formative Reviews		
				Oct	Jan	May
1) Extend the instructional inclusion model for Special Education and Limited English Proficient students in all required content areas.		Administration, SCEIs, Teachers	CT monitoring forms, contact hour logs			
2) Provide intervention and acceleration opportunities during Intervention time, intersession, after school, and during Saturday School for struggling students from all sub-populations	1.0, 9.0	Administrators, Teachers	Daily			
Funding Sources: 211 - Title I, Part A - 5000.00						
= Accomplished = Considerable = Some Progress = No Progress = Discontinue						

Goal 5: For increased accountability, SISD district leaders, campus leaders, faculty, and staff members will ensure that students receive a quality education by working collaboratively towards the fulfillment of educational goals at the federal, state, and district level.

Performance Objective 2: During the 2017-2018 school year, Jane Hambric School administrators will schedule at least 3 data feedback session(s) with Curriculum and Instruction personnel to acquire support and resources.

Evaluation Data Source(s) 2: At least 3 data feedback sessions were scheduled to support teachers.

Summative Evaluation 2: Met Performance Objective









Strategy Description	TITLE I	Monitor	Strategy's Expected Result/Impact	Formative Reviews		
				Oct	Jan	May
1) Administration will meet with district personnel to determine campus needs based on data and ways to improve student, and teacher, performance.	2.0, 3.0, 4.0, 5.0, 8.0	Administration, SCEIs, District Personnel	Sign in sheets, receipts Walk-throughs and data reports			
 = Accomplished  = Considerable  = Some Progress  = No Progress  = Discontinue						

Goal 5: For increased accountability, SISD district leaders, campus leaders, faculty, and staff members will ensure that students receive a quality education by working collaboratively towards the fulfillment of educational goals at the federal, state, and district level.

Performance Objective 3: For the 2017-2018 school year, the attendance rate for all students at Jane Hambric School will increase from 96.59% to 97%.

Evaluation Data Source(s) 3: Increase attendance to 97%.

Summative Evaluation 3: No progress made toward meeting Performance Objective

Strategy Description	TITLE I	Monitor	Strategy's Expected Result/Impact	Formative Reviews		
				Oct	Jan	May
1) Students will be rewarded with classroom and grade level competitions throughout the year for increased attendance.		Administration, teachers, counselors	Attendance rate will improve to 97%.			
 = Accomplished  = Considerable  = Some Progress  = No Progress  = Discontinue						

System Safeguard Strategies

Goal	Objective	Strategy	Description
3	4	1	Provide SIOP and ELPS professional development for teachers and staff.

State Compensatory

Budget for Jane A. Hambric School:

<u>Account Code</u>	<u>Account Title</u>	<u>Budget</u>
6100 Payroll Costs		
199.11.116.30.39.00.6118	6118 Extra Duty Stipend - Locally Defined	\$13,000.00
199.11.6118.00.116.7.30.0.00.	6118 Extra Duty Stipend - Locally Defined	\$4,320.00
199.11.6118.00.116.7.30.5.00.	6118 Extra Duty Stipend - Locally Defined	\$16,000.00
199.11.6118.00.116.7.30.9.00.	6118 Extra Duty Stipend - Locally Defined	\$38,532.00
199.11.6119.00.116.7.30.0.00.	6119 Salaries or Wages - Teachers and Other Professional Personnel	\$116,877.00
199.11.6119.00.116.7.30.8.00.	6119 Salaries or Wages - Teachers and Other Professional Personnel	\$273,361.00
199.11.6125.00.116.7.30.0.00.	6125 Salary Support - Locally Defined	\$14,100.00
199.11.6129.00.116.7.30.0.00.	6129 Salaries or Wages for Support Personnel	\$16,087.00
199.12.6129.00.116.7.30.0.00.	6129 Salaries or Wages for Support Personnel	\$9,855.00
199.11.6141.00.116.7.30.0.00.	6141 Social Security/Medicare	\$1,928.00
199.11.6141.00.116.7.30.8.00.	6141 Social Security/Medicare	\$4,215.00
199.11.6141.99.116.7.30.0.00.	6141 Social Security/Medicare	\$377.00
199.12.6141.00.116.7.30.0.00.	6141 Social Security/Medicare	\$143.00
199.11.6142.00.116.7.30.0.00.	6142 Group Health and Life Insurance	\$19,863.00
199.11.6142.00.116.7.30.8.00.	6142 Group Health and Life Insurance	\$35,290.00
199.12.6142.00.116.7.30.0.00.	6142 Group Health and Life Insurance	\$3,311.00
199.11.6143.99.116.7.30.0.00.	6143 Workers' Compensation	\$116.00
199.12.6143.00.116.7.30.0.00.	6143 Workers' Compensation	\$43.00
199.11.6143.00.116.7.30.0.00.	6143 Workers' Compensation	\$588.00
199.11.6143.00.116.7.30.8.00.	6143 Workers' Compensation	\$1,286.00
199.11.6146.00.116.7.30.0.00.	6146 Teacher Retirement/TRS Care	\$2,122.00
199.11.6146.00.116.7.30.5.00.	6146 Teacher Retirement/TRS Care	\$279.00

199.11.6146.00.116.7.30.8.00.	6146 Teacher Retirement/TRS Care	\$5,278.00
199.11.6146.00.116.7.30.9.00.	6146 Teacher Retirement/TRS Care	\$920.00
199.11.6146.99.116.7.30.0.00.	6146 Teacher Retirement/TRS Care	\$717.00
199.12.6146.00.116.7.30.0.00.	6146 Teacher Retirement/TRS Care	\$52.00
199.11.6149.00.116.7.30.9.00.	6149 Employee Benefits	\$1,040.00
199.11.6149.99.116.7.30.0.00.	6149 Employee Benefits	\$390.00
199.12.6149.00.116.7.30.0.00.	6149 Employee Benefits	\$148.00
199.11.6149.00.116.7.30.0.00.	6149 Employee Benefits	\$1,647.00
199.11.6149.00.116.7.30.5.00.	6149 Employee Benefits	\$162.00
199.11.6149.00.116.7.30.8.00.	6149 Employee Benefits	\$3,543.00
6100 Subtotal:		\$585,590.00
6300 Supplies and Services		
199.11.116.30.39.000.6399	6399 General Supplies	\$8,455.00
199.11.6399.00.116.7.30.5.00.	6399 General Supplies	\$6,812.69
199.11.6399.00.116.7.30.9.00.	6399 General Supplies	\$11,822.31
6300 Subtotal:		\$27,090.00

Personnel for Jane A. Hambric School:

<u>Name</u>	<u>Position</u>	<u>Program</u>	<u>FTE</u>
Claudia Alvarado	Library Aide		1
Joe Yanez	At-Risk Aide		1
Lynn Arias	CSR Teacher		1
Marisela Oaxaca	CSR Teacher		1
Monica Hernando	SCE Coach		1
Nancy Guereque	SCE coach		1

Title I Components

Schoolwide Program Plan

Ten Schoolwide Components

- 1: Comprehensive Needs Assessment**
- 2: Schoolwide Reform Strategies**
- 3: Instruction by highly qualified professional teachers**
- 4: High-quality and ongoing professional development for teachers, principals, and paraprofessionals and, if appropriate, student services personnel, parents, and other staff**
- 5: Strategies to attract highly qualified teachers**
- 6: Strategies to increase parental involvement**
- 7: Plans for assisting preschool children in the transition from early childhood programs to elementary school programs**
- 8: Measures to include teachers in the decisions regarding the use of academic assessments in order to improve the achievement of individual students and the overall instructional program**
- 9: Activities to ensure effective timely assistance for students who experience difficulty mastering the proficient or advanced levels of academic achievement standards**
- 10: Coordination and integration of federal, state and local services and programs**

Campus Funding Summary

199 - General					
Goal	Objective	Strategy	Resources Needed	Account Code	Amount
1	1	1	Olweus Bullying Prevention Program		\$150.00
1	5	1	Olweus program, staff training		\$100.00
2	1	1			\$300.00
2	1	2	Awards		\$3,000.00
2	3	2	Intervention materials		\$1,160.00
Sub-Total					\$4,710.00
199 - General Fund: SCE					
Goal	Objective	Strategy	Resources Needed	Account Code	Amount
2	3	4	Aides		\$21,838.00
2	3	5	Library Aide		\$12,356.43
2	3	10	Summer School materials		\$8,640.00
2	3	10	Summer School Materials		\$4,715.00
2	3	10	Summer School Materials		\$10,760.00
2	5	4	Differentiated materials		\$2,000.00
2	9	2	Supplemental materials		\$0.00
2	10	2	Differentiated supplements funding listed in 2.3.2		\$0.00
2	11	1	funding already listed in 2.10.1		\$0.00
Sub-Total					\$60,309.43
199 - General Fund : Special Education					
Goal	Objective	Strategy	Resources Needed	Account Code	Amount
2	2	1			\$200.00
2	3	1	Materials		\$500.00
2	3	2	Intervention materials		\$1,500.00
2	9	1	Students IEP		\$0.00

3	4	2	Training materials		\$1,000.00
Sub-Total					\$3,200.00
211 - Title I, Part A					
Goal	Objective	Strategy	Resources Needed	Account Code	Amount
1	1	2	Olweus Curriulum		\$500.00
1	2	1	N/A		\$0.00
1	3	1	Olweus Bullying Program		\$2,000.00
2	3	1	Materials such as flash cards, interactive student notebooks, and sentence strips.		\$500.00
2	3	2	Interventon materials		\$30,000.00
2	3	6	Instructional Programs		\$5,000.00
2	3	7	AVID license		\$3,500.00
2	3	8	AVID tutors		\$6,000.00
2	3	9	Technology		\$19,000.00
2	3	11	Presenter		\$6,600.00
2	3	12	Bulletin Boards		\$2,500.00
2	4	1	SCEI coach		\$55,000.00
2	4	2	Books		\$1,000.00
2	4	3	Supplimental materials		\$10,000.00
2	4	4	Supplemental materials		\$5,000.00
2	4	5	Blue Bonnet books		\$1,000.00
2	4	6	Data		\$1,000.00
2	5	1	SCEI coach, funding already listed in 2.4.1		\$0.00
2	5	2	Intervention materials, funding listed 2.3.2		\$0.00
2	5	3	Supplemental materials, funding listed in 2.4.4		\$0.00
2	5	4	Differentiated materials funding listed in 2.4.3		\$0.00
2	6	1	Supplemental materials funding listed in 2.4.3		\$0.00
2	6	2	Supplemental materials funding listed in 2.4.4		\$0.00

2	7	1	Supplemental Aides funding listed in 2.4.3		\$0.00
2	7	2	Differentiated materials funding listed in 2.5.3		\$0.00
2	8	1	Differentiated materials funding listed in 2.4.3		\$0.00
2	8	2	Diffferentiated materials funding listed in 2.5.3		\$0.00
2	8	3	Empowering writers supplements		\$1,000.00
3	1	2	Training Materials		\$6,600.00
3	3	1	Training Participation in AVID		\$10,000.00
3	3	2	Staff development materials		\$500.00
3	3	3	Training Materials		\$5,000.00
3	3	4	Snacks or Meals		\$2,800.00
3	3	5	Substitute		\$100.00
3	4	3	Training materials		\$1,000.00
4	1	1	I Station program		\$500.00
4	1	2	Event Materials		\$1,000.00
4	1	3	Parent Liaison		\$17,000.00
4	1	4	Technology		\$1,000.00
4	1	5	Conference Materials		\$45.00
5	1	2	Tutoring opportunities		\$5,000.00
Sub-Total					\$200,145.00
212 - Title I , Part C Migrant					
Goal	Objective	Strategy	Resources Needed	Account Code	Amount
3	1	1	Eduphoria		\$0.00
Sub-Total					\$0.00
263 - Title III, LEP					
Goal	Objective	Strategy	Resources Needed	Account Code	Amount
2	3	3	TIAS		\$20,766.00
3	4	1	Training materials		\$0.00
Sub-Total					\$20,766.00

199 - General Fund: Bilingual					
Goal	Objective	Strategy	Resources Needed	Account Code	Amount
2	3	1	Materials		\$500.00
2	3	2	Intervention materials		\$5,000.00
2	3	3	TIAS		\$20,766.00
Sub-Total					\$26,266.00
Grand Total					\$315,396.43