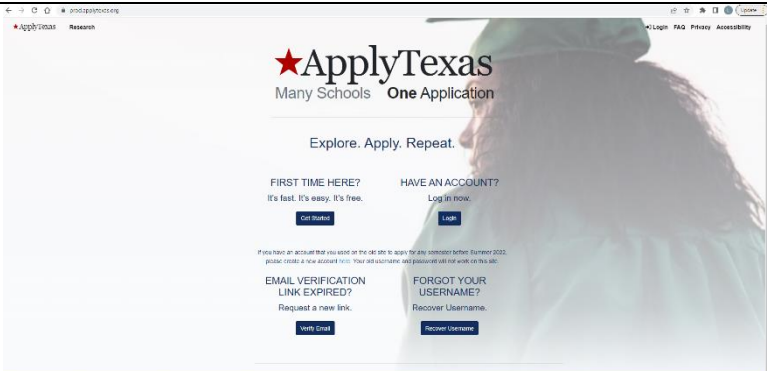
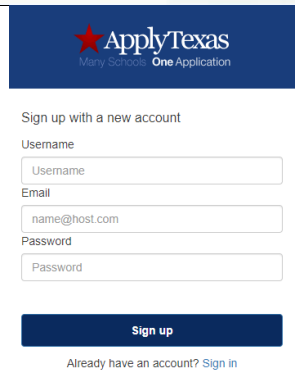
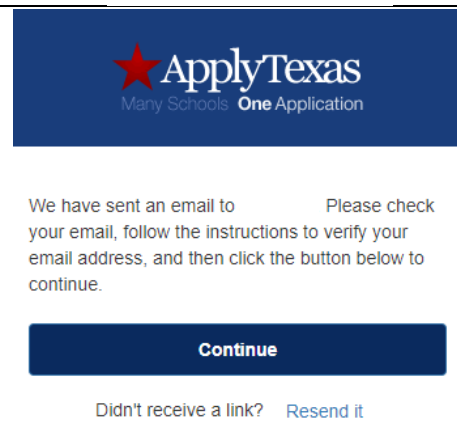
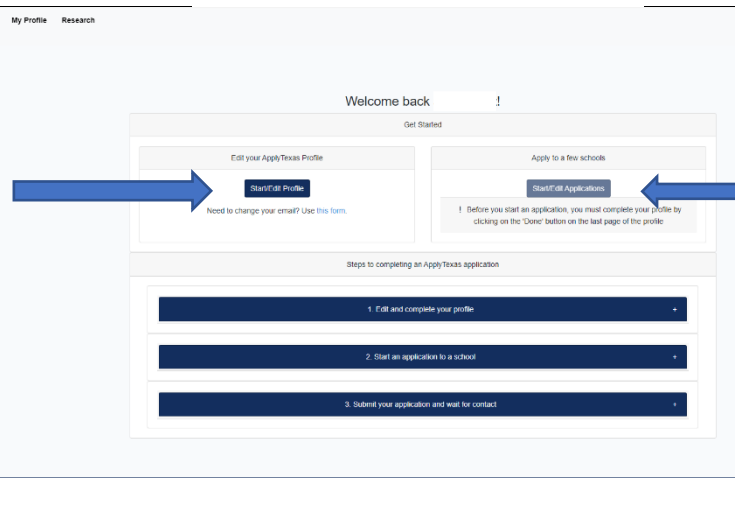
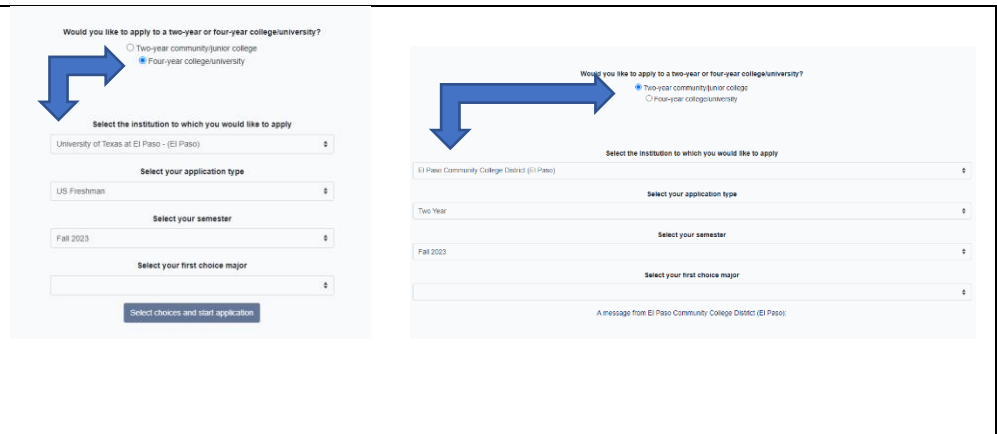


<p>Step 1:</p> <p>www.goapplytexas.org</p>	
<p>Step 2:</p> <p>Create New Account</p>	
<p>Step 3:</p> <p>Confirm that you received email and select continue.</p>	
<p>Step 4:</p> <p>Select Start/Edit Profile. (Big blue arrow shows which box to select). Once this portion is complete you will select Start/Edit Applications (Small blue arrow shows which box to select).</p>	

Step 5:

Application process:

- *Must complete applications for EPCC (2-year community/junior college & UTEP (4-year college/university).
- * Application type should be: US Freshman
- *Your semester should be: Fall 2023
- *Select your first choice major



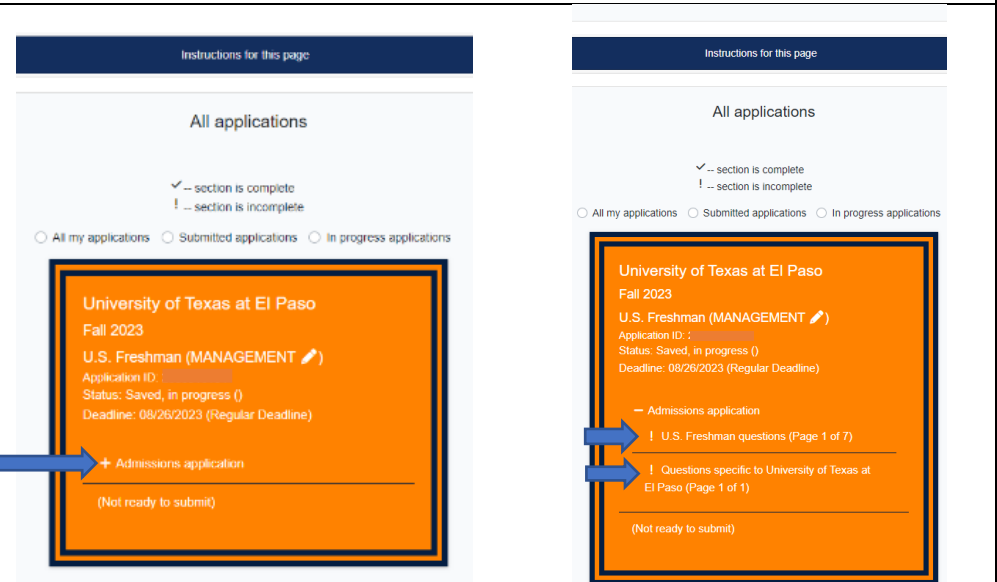
Step 6:

Once you have completed the first process you will see 2 boxes. It will say the college name, Fall 2023, and US Freshman (career of choice)

Your application is still incomplete at this point. You must click on Admissions application. (first picture with big arrow)

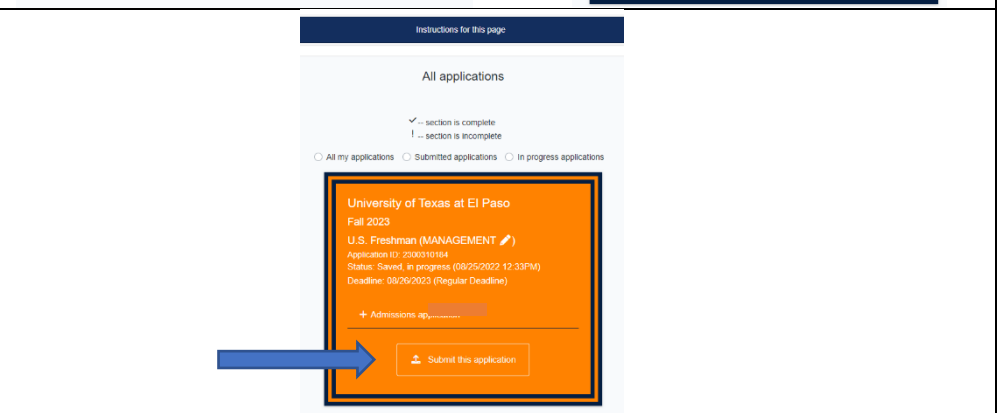
Click on “!” (second picture with small arrow)

- *U.S. Freshman questions (page 1 of 7)
- *Questions specific to college name



Step 7:

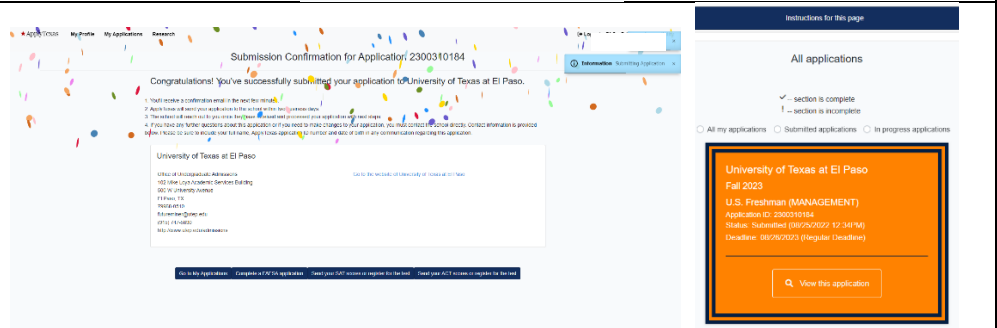
Click on “Submit this application”



Step 8:

Congratulations! You have successfully submitted your application to college name!

Your Status will now say Submitted/Transmitted



Step 9:

Apply to other college you are interested in! Repeat steps 1-8.



Step 10:

Provide proof to Ms. Salcedo.

Room A105

