

Socorro Independent School District

Benito Martinez Elementary School

2018-2019 Campus Improvement Plan

Accountability Rating: Met Standard

Distinction Designations:

Academic Achievement in English Language Arts/Reading

Academic Achievement in Mathematics

Academic Achievement in Science

Top 25 Percent: Comparative Academic Growth

Top 25 Percent: Comparative Closing the Gaps

Postsecondary Readiness



Mission Statement

Our Mission is to "Best prepare and inspire all our students for life long learning. Help them, teach them and love them." "PATRIOT PRIDE COMES FROM INSIDE!"

Vision

Tomorrow's Leaders Learning Today

Board Members and Superintendent

Board of Trustees

Cynthia Ann Najera, President
Angelica Rodriguez, Vice President
Antonio "Tony" Ayub, Secretary
Hector F. Gonzalez, Trustee
Gary Gandara, Trustee
Paul Guerra, Trustee
Michael Anthony Najera, Trustee

Superintendent of Schools

José Espinoza, Ed.D.

Table of Contents

Comprehensive Needs Assessment	4
Demographics	4
Student Academic Achievement	7
School Processes & Programs	18
Perceptions	21
Comprehensive Needs Assessment Data Documentation	23
Goals	24
Goal 1: SISD will ensure a safe school environment for students, staff, and community members by implementing both current and new initiatives to address safety concerns, keeping safety a top priority.	23
Goal 2: SISD students will receive a quality education with rigorous instructional standards that adequately prepares them for the college and career of their choice.	29
Goal 3: SISD will recruit and retain 100% Highly Qualified faculty, staff, and support personnel to improve student academic performance and to ensure that students graduate college and career ready.	40
Goal 4: SISD will build positive parent, business, and community partnerships to ensure the academic success of students by engaging in collaborative district and campus-level activities; by connecting regularly via numerous means of communication; and by providing regular access to current educational information.	44
Goal 5: For increased accountability, SISD district leaders, campus leaders, faculty, and staff members will ensure that students receive a quality education by working collaboratively towards the fulfillment of educational goals at the federal, state, and district level.	49
State Compensatory	56
Budget for Benito Martinez Elementary School:	56
Personnel for Benito Martinez Elementary School:	58
Title I Schoolwide Element Personnel	59
Campus Funding Summary	60

Comprehensive Needs Assessment

Demographics

Demographics Summary

Benito Martinez is one of 48 campuses in the Socorro Independent School District. Benito Martinez opened its doors in 1991, just celebrating its 25th anniversary just 3 years ago, and served primarily middle class families. For the 2017/18 school year Benito Martinez served 588 students in grades Kindergarten thru Fifth Grade. The breakdown for 2017/18 is as follows:

Student Total	588	100.00%
Early Education Grade	0	0.00%
Kindergarten Grade	93	15.82%
1st Grade	87	14.80%
2nd Grade	87	14.80%
3rd Grade	114	19.39%
4th Grade	104	17.69%
5th Grade	103	17.52%

Five years ago, 729 students were served by Benito Martinez, which is a decrease of 19.34%. The student population for 2017/18 is as follows

Gender		
Male	324	55.10%
Female	264	44.90%

Ethnicity		
Hispanic-Latino	555	94.39%

Race		
American Indian Alaskan Native	0	0.00%
Asian	1	0.17%
Black-African American	7	1.19%
Native Hawaiian-Pacific Islander	1	0.17%
White	22	3.74%
Two or More	2	0.34%

Benito Martinez students were identified into various programs, the breakdown of students in these programs is as follows

Student by Program	Count	Percent
Bilingual	147	25.00%
English as a Second Language (ESL)	0	0.00%
Career and Technical Education (CTE)	0	0.00%
Free Lunch Participation	391	66.50%
Reduced Lunch Participation	98	16.67%
Other Economically Disadvantaged	0	0.00%
Gifted and Talented (GT)	27	4.59%
Special Education (SPED)	64	10.88%
Title I Participation	588	100.00%
Dyslexia	3	0.51%
Homeless	11	1.87%

Of our 64 Special Education Students, 25 are in Speech Therapy, 7 are mainstreamed (monitored or coteach), 11 have resource (support facilitation), and 23 are self contained in our FLS and PAS units.

During the year our teachers received instruction from our SCEI Coach, administration, and from the District Instructional Specialists. During our SIT (School Improvement Team) Meetings we decided that we needed to focus on providing the highest quality instruction that would allow us to reduce our numbers in Bilingual Education and Special Education via meeting Exit Criteria, and to increase our numbers in GT through better identification of students.

Demographics Strengths

Our class size, for the most part, is low - averaging about 17 students per class in most grade levels. This allows for more small group and individualized differentiated instruction to happen in the classrooms.

Our enrollment has grown slightly up to close to 590, after having held steady for 2 years at around 575, preceded by a marked decline the previous two years..

Our student attendance rate suffered this year, and for much of the year we had the lowest elementary school attendance percentage in the district. At the same time, our teacher attendance rate, which two years ago was one of the lowest in the district, showed marked increase for two years in a row.

This year we had an even split when it came to STAAR tests:

The boys led in 4

- 3rd Math
- 4th Math
- 4th Reading
- 4th Writing

The girls led in 4

- 3rd Reading
- 5th Math
- 5th Reading
- 5th Science

It seems obvious that our boys were stronger in 4th grade and our girls were stronger in 5th

We do not have final TELPAS data back yet, but our goal is to exit 8 of our 3rd grade bilingual students this year.

Problem Statements Identifying Demographics Needs

Problem Statement 1: During the 2017/18 school year Benito Martinez has identified the need to provide consistent Professional Development on research based methodologies for implementing a comprehensive needs assessment. **Root Cause:** Not all teachers received the same level of Professional Development.

Problem Statement 2: For the 2017/18 our 3rd Grade LEP scores were below the district LEP scores for both Math and Reading on the STAAR exam. **Root Cause:** We need to ensure that all of our LEP students are receiving the best quality instruction (SIOP) that will allow them to be successful on their examinations and exit the bilingual program. We need to focus on additional opportunities (tutoring, Saturday School, intersession, etc.) in order to help these students acquire the language and skills necessary to be successful.

Problem Statement 3: During the 2017/18 school year we identified very few students as GT. **Root Cause:** We need to provide proper training to teachers in order to help them identify GT students so that our GT demographic can increase in numbers and so that students can be properly served.

Student Academic Achievement

Student Academic Achievement Summary

Below is our STAAR Alt II and STAAR Data for our 3rd, 4th, and 5th grade students.

STAAR Alt II Data below:

Grade	Test	2017	2018	Change
3rd	Math	100%	100% (0% accomplished)	0%
	Reading	100%	100% (0% accomplished)	0%
4th	Math	100%	100% (50% accomplished)	0%
	Reading	100%	100% (20% accomplished)	0%
	Writing	80%	100% (30% accomplished)	+20%
5th	Math	90.91%	100% (50% accomplished)	+9.09%
	Reading	81.82%	100% (33% accomplished)	+18.18%
	Science	90.91%	100% (50% accomplished)	+9.09%

Current 5th Grade STAAR Data

Test	2017 5th Grade	2018 5th Grade	Grade Level Change	2017 4th Grade	Cohort Change
Math	92.6%	95.0%	+2.4%	80.0%	+15.0%
Reading	86.2%	87.1%	+0.9%	68.9%	+18.2%

Science	86.2%	90.0%	+3.8%	N/A	N/A
---------	-------	-------	-------	-----	-----

Our 5th graders showed both grade level growth and cohort growth in both Math and Reading, and grade level growth in science. Our 5th graders also showed grade level growth in Meets Math, Masters Math, Meets Reading, Masters Reading, and Masters Science.

Test	2017 4th Grade	2018 4th Grade	Grade Level Change	2017 3rd Grade	Cohort Change
Math	80.0%	86.0%	+6.0%	80.2%	+5.8%
Reading	68.9%	72.0%	+3.1%	68.3%	+3.7%
Writing	62.2%	69.0%	+6.8%	N/A	N/A

Our 4th graders showed grade level and cohort growth on the both Math and Reading test, and grade level growth in Writing. Our 4th graders also showed grade level growth in Meets Math, Masters Math, Meets Reading, Masters Reading, and Meets Writing.

Test	2017 3rd Grade	2018 3rd Grade	Grade Level Change
Math	80.2%	86.2%	+6.0%
Reading	68.3%	75.0%	+6.7%

Our 3rd graders showed grade level growth in the areas of both Math and Reading. Our 3rd graders also showed growth in Meets Math, Masters Math, Meets Reading, and Masters Reading.

Looking at Approaches, Meets, and Masters for all STAAR tests (Comparing 2017 to 2018 by grade level) we find the following

2018 STAAR Approaches/Meets/Masters Comparison

3rd Grade

Math	2017	2018	Difference
Approaches	80.20%	86.20%	+6.00%
Meets	45.50%	58.70%	+13.20%
Masters	16.80%	26.60%	+9.80%
Sum/3	47.50%	57.20%	+9.70%

Reading

Approaches	68.30%	75.00%	+6.70%
Meets	40.60%	45.40%	+4.80%
Masters	21.80%	25.00%	+3.20%
Sum/3	43.60%	48.50%	+4.90%

4th Grade

Math	2017	2018	Difference
Approaches	80.00%	86.00%	+6.00%
Meets	45.60%	58.00%	+12.40%
Masters	20.00%	32.00%	+12.00%
Sum/3	48.50%	58.70%	+10.10%

Reading

Approaches	68.90%	72.00%	+3.10%
Meets	36.70%	50.00%	+13.30%
Masters	17.80%	20.00%	+2.20%
Sum/3	41.10%	47.30%	+6.20%

Writing

Approaches	62.20%	69.00%	+6.80%
Meets	30.00%	40.00%	+10.00%
Masters	11.10%	10.00%	-1.10%

Sum/3	34.40%	39.70%	5.20%
-------	--------	--------	-------

5th Grade

Math

Approaches	92.60%	95.00%	+2.40%
Meets	44.70%	56.40%	+11.70%
Masters	20.20%	27.70%	+7.50%
Sum/3	52.50%	59.70%	+7.30%

Reading

Approaches	86.20%	87.10%	+0.90%
Meets	44.70%	53.50%	+7.80%
Masters	18.10%	21.80%	+3.70%
Sum/3	49.60%	54.10%	+4.50%

Science

Approaches	86.20%	90.00%	+3.80%
Meets	52.10%	46.00%	-6.10%
Masters	21.30%	26.00%	+4.70%
Sum/3	53.20%	54.00%	+0.80%

Growth in Approaching for all tests, Growth in Meets for 7 out of 8 tests, Growth in Masters for 7 out of 8 tests, and Growth in Sum/3 for all tests

Showing Growth in 30 out of 32 markers.

Our LEP students performed well in all of the STAAR assessments and beat the district in 6 out of 8 (see below) assessments, beating the district by double digits in 4th Math, 4th Reading, 4th Writing, and 5th Math.

2018 LEP STAAR Scores (Student Achievement Measure) Benito v. District

	Benito	District	Difference
3rd Grade Math	49.1%	49.5%	-0.5%
3rd Grade Reading	31.5%	41.4%	-9.9%
4th Grade Math	59.6%	39.6%	+20.0%

4th Grade Reading	40.4%	30.2%	+10.2%
4th Grade Writing	76.47%	63.89%	12.58%
5th Grade Math	66.7%	55.4%	+11.3%
5th Grade Reading	42.9%	35.4%	+7.5%
5th Grade Science	42.9%	33.5%	+9.4%

Our SPED students performed well in all of the STAAR assessments and beat the district in 7 out of 8 tests - coming in first in the district in all fourth grade tests - Math, Reading, and Writing. In four out of the seven tests in which we beat the district we beat them by double digits (4th Math, 4th Reading, 4th Writing, and 5th Science)

2018 SPED STAAR Scores (Student Achievement Measure) Benito v. District

	Benito	District	Difference
3rd Grade Math	41.20%	33.80%	7.40%
3rd Grade Reading	25.50%	30.90%	-5.40%
4th Grade Math	54.50%	33.60%	20.90%
4th Grade Reading	54.50%	30.10%	24.40%
4th Grade Writing	57.60%	21.60%	36.00%
5th Grade Math	51.10%	49.70%	1.40%
5th Grade Reading	33.30%	31.70%	1.60%
5th Grade Science	44.40%	29.90%	14.50%

Student Academic Achievement Strengths

STAAR ALT II

Our STAAR Alt II scores increased in multiple areas compared to last year. We had 100% passing in each and every STAAR Alt II testm where we only achieved that in two tests last year. Our number of "accomplished" students also increased -20% in 4th Reading, 30% in 4th Writing, 33% in 5th Reading, and 50% in 4th Math, 5th Math, and 5th Science.

STAAR

3RD Grade

Math

Overall, I am pleased with the scores in 3rd grade. We showed growth in each and every category - including Student Achievement Measure where we had

the highest in the district!

Approaches 80.2% to 86.2% which is 6.0% points of growth

Meets 45.5% to 58.70% which is 13.2% points of growth

Masters 16.8% to 26.6% which is 9.8% points of growth

Sum/3 47.5% to 57.2% which is 9.7% points of growth

Which outpaced district growth in each category

This year we beat the district average in 3rd grade math for the first time in at least 5 years.

Reading

Overall, I am pleased with the scores in 3rd grade. Wished for more growth than we experienced, but we did show growth in each and every category - including Student Achievement Measure.

Approaches 68.3% to 75.0% which is a 6.7% points of growth

Meets 40.6% to 45.4% which is 4.8% points of growth

Masters 21.8% to 25.0% which is 3.2% points of growth

Sum/3 43.6% to 48.5% which is 4.9% points of growth

Our weakness continues to be Literacy and Reading, we had growth in every area, gained on the district, but still 4 Student Achievement Measure points below the district.

4TH Grade

Math

Much like 3rd Grade Math, I am overall pleased with our progress in math. Once again we showed growth in each and every category.

Approaches 80.0% to 86.0% which is 6.0% points of Grade Level growth and 5.80% points of Cohort growth
Meets 45.6% to 58.0% which is 12.4% points of Grade Level growth and 12.5% points of Cohort growth
Masters 20.0% to 32.0% which is 12.0% points of Grade Level growth and 15.20% points of Cohort growth
Sum/3 48.5% to 58.7% which is 10.1% points of Grade Level growth and 11.2% points of Cohort growth

Which outpaced district growth in each category

This year we beat the district average in 4th grade math for the first time in at least 5 years.

Reading

Overall, I am pleased with our progress in 4th grade reading, but there is still much work to do. Much like 3rd grade, I had wished for more growth than we experienced, but we did show grade level growth in all 4 areas (Approaches, Meets, Masters, Student Achievement Measure).

Approaches 68.9% to 72.0% which is 3.1% points of Grade Level growth and 3.70% points of Cohort growth
Meets 36.7% to 50.0% which is 13.3% points of Grade Level growth and 9.4% points of Cohort growth
Masters 17.8% to 20.0% which is 2.2% points of Grade Level growth and 1.8% points of Cohort decline
Sum/3 41.1% to 47.3% which is 6.2% points of Grade Level growth and 3.7% points of Cohort growth

Our weakness continues to be Literacy and Reading, we had growth in every area, gained on the district, but still 2.8 Student Achievement Measure points below the district.

Writing

Overall, I am pleased with the scores in 4th grade writing. Much like 4th grade reading, I had wished for more growth than we experienced, but we did show growth in three out of the four categories.

Approaches 62.2% to 69.0% which is 6.8% points of Grade Level growth
Meets 30.0% to 40.0% which is 10.0% points of Grade Level growth

Masters 11.10% to 10.0% which is 1.10% points of Grade Level decline

Sum/3 34.4% to 39.7% which is 5.2% point of Grade Level growth

Once again, our weakness continues to be Literacy and Reading, we had growth in Approaches, Meets, and Student Achievement Measure - but decline in Masters. Plus, even with our growth we remain 3.3 Student Achievement Measure points below the district.

5TH Grade

Math

Very happy with the overall outcome of my 5th grade math scores. 95% passing is the highest we have ever had in the STAAR era at Benito Martinez. We also showed growth in all four categories (Approaches, Meets, Masters, and Student Achievement Measure).

Approaches 92.6% to 95.0% which is 2.4% points of Grade Level growth and 15.0% points of Cohort growth

Meets 44.7% to 56.4% which is 11.7% points of Grade Level growth and 9.9% points of Cohort growth

Masters 20.2% to 27.7% which is 7.5% points of Grade Level growth and 7.7% points of Cohort growth

Sum/3 52.5% to 59.7% which is 7.3% points of Grade Level growth and 11.2% points of Cohort growth

These students grew so much mathematically this year, and the Cohort comparison truly shows that. But, even with our highest scores ever - we were still 3rd from the bottom on the district ranking - being 6.5 Student Achievement Measure points behind the district. We definitely need to put more focus on Meets and Masters next year.

Reading

Very happy with the overall outcome of my 5th grade reading scores. There was growth in each and every category and tremendous cohort growth.

Approaches 86.2% to 87.1% which is 0.9% points of Grade Level growth and 18.2% points of Cohort growth

Meets 44.7% to 53.5% which is 8.8% points of Grade Level growth and 16.8% points of Cohort growth

Masters 18.1% to 21.8% which is a 3.7% points of Grade Level growth and 4.0% points of Cohort growth

Sum/3 49.6% to 54.1% which is 4.5% points of Grade Level growth and 13.0% points of Cohort growth

Once again, a tremendous amount of growth for these students last year to this year. Still, we were behind district average - the district beating us by 1.9 Student Achievement Measure points. Literacy and Reading continue to be our struggle - our Approches rate beat the district, therefore we need to put more emphasis and focus on our Meets and Masters for next year.

Science

Very happy with my Science scores. Finally broke through and got 90%. We did drop a little in "Meets" but had growth in the other three categories.

Approches 86.2% to 90.0% which is 3.8% points of Grade Level growth

Meets 52.1% to 46.0% which is 6.1% points of Grade Level decline

Masters 21.3% to 26.0% which is 4.7% points of Grade Level growth

Sum/3 53.2% to 54.0% which is 0.8% points of Grade Level growth

We did beat the district in Approches, Masters, and Student Achievement Measure.

LEP

I am very pleased with the way my LEP students performed on this year's assessments

We beat the district in 6 out of 8 assessments based on the Student Achievement Measure. The area where we fell short was 3rd grade LEP Math and Reading. We need to put more emphasis in our 3rd grade and below to make sure that these students are better prepared for their assessments. We were first in the district in 4th grade LEP Math.

- 3rd Grade Math -0.5 below the district
- 3rd Grade Reading -9.9 below the district
- 4th Grade Math +20.0 above the district (#1 in the district)
- 4th Grade Reading +10.2 above the district
- 4th Grade Writing +12.6 above the district
- 5th Grade Math +11.3 above the district
- 5th Grade Reading +7.5 above the district

- 5th Grade Science +9.4 above the district

SPED

I am pleased with my SPED scores overall this past year. Benito beat the district in seven out of eight assessments - beating the district in double digits in 4 assessments and being first in the district in all 4th grade assessments.

- 3rd Grade Math +7.4 above the district
- 3rd Grade Reading -5.4 below the district
- 4th Grade Math +20.9 above the district (#1 in the district)
- 4th Grade Reading +24.4 above the district (#1 in the district)
- 4th Grade Writing +36.0 above the district (#1 in the district)
- 5th Grade Math +1.4 above the district
- 5th Grade Reading +1.6 above the district
- 5th Grade Science +14.5 above the district

There are some highlights to the year:

- Growth in Student Achievement Measure in ALL 8 tests - the only elementary campus in the district that can make that claim!
- Growth in Approaches in 8 out of 8 tests
- Growth in Meets in 7 of the 8 tests
- Growth in Masters in 7 out of the 8 tests
- Cohort Growth in 4 out of 4 tests (Student Achievement Measure)
- Surpassing the district average (Student Achievement Measure) in 3 out of 8 tests
- Surpassing the district average (Approaches) in 4 out of 8 tests
- Strong LEP numbers - beating the district in 6 out of 8 and being #1 in the district in one
- Strong SPED numbers - beating the district in 7 out of 8 and being #1 in the district in three

Technology

Benito Martinez has more labs and more access to technology than any other SISD Elementary campus. We have 6 functioning computer labs and were able to have each and every student on campus participate in Hour of Code on the same day. A feat nobody else in SISD can duplicate. But, as much as we have invested in technology on the campus we still have numerous "dinosaurs" (computers older than 10 years - Dell 520's and 740's) in many of our classrooms and labs. It is our goal to phase out these "dinosaurs" over the next two years and have all of the computer on the campus have i3 to i7 processors. It is also our goal to replace all of our older projectors with the new Dell Interactive projectors within the next two years.

Problem Statements Identifying Student Academic Achievement Needs

Problem Statement 1: For the 2017/18 school year Benito Martinez students scored 49.9% (Student Achievement Measure) on the reading portion of the STAAR test compared to the SISD at 53.7% (Student Achievement Measure) **Root Cause:** Not all teachers are using a comprehensive reading program - need to continue to focus on Literacy this year through the use of an incentive based reading program.

Problem Statement 2: For the 2017/18 school year Benito Martinez students scored 58.5% (Student Achievement Measure) on the math portion of the STAAR test compared to the SISD at 59.1% (Student Achievement Measure) **Root Cause:** Not all teachers are using a comprehensive mathematics program that leads students from the concrete, to the representative, and finally to the abstract

Problem Statement 3: For the 2017/18 school year Benito Martinez students scored 39.7% (Student Achievement Measure) on the writing portion of the STAAR test compared to the SISD at 43.5%(Student Achievement Measure) **Root Cause:** Not all teachers are using a comprehensive writing program and/or requiring student to write across the curriculum

Problem Statement 4: For the 2017/18 school year Benito Martinez will prioritize student academic interventions to include effective tutoring, RtI documentation, and the targeted use of TIA's **Root Cause:** Students are not scoring above district average on numerous assessments

School Processes & Programs

School Processes & Programs Summary

During the past year Benito Martinez was once again recognized by the TEA with multiple distinction designations to include Academic Achievement in ELA/Reading, Academic Achievement in Science, Top 25 Percent Student Progress, Top 25 Percent Closing Performance Gaps, and Postsecondary Readiness. We were also the only elementary school in the district that showed growth in the Student Achievement Measure for all 8 STAAR tests:

- 3rd Grade Math +9.7%
- 3rd Grade Reading +4.9%
- 4th Grade Math +10.1%
- 4th Grade Reading +6.2%
- 4th Grade Writing +5.2%
- 5th Grade Math +7.3%
- 5th Grade Reading +4.5%
- 5th Grade Science +0.8%

We also had the 2nd highest average growth in the Student Achievement Measure between all the SISD Elementary Schools with an average growth of 6.0875% per test.

Our instructional program begins with our Leadership Team which is comprised of our Principal, Assistant Principal, SCEI Coach, Counselor, and CIS. Our Leadership Team met on Mondays to go over the calendar, discuss concerns, and worked to find ways to improve instruction and student success. Our Principal, Assistant Principal, and SCEI Coach met weekly (Wednesdays) for PLC meetings with every grade level. During these PLC meetings District Instructional Officers presented PD to our teachers, data analysis and desegregation were performed, campus led PD was given, and teacher concerns were addressed. Every teacher gets a planning day each and every 9 weeks. These planning days are organized by grade level with the Special Education teacher in charge of that grade level participating in the planning sessions. STAAR testing grade level teams were given extra planning days post Benchmark tests in order to plan how to incorporate areas of need and concern into their upcoming lesson plans.

Benito believes in the idea of a No-Zero-Zone and the all students must turn in all work. In order to facilitate that belief we fund the ICU Program from our Title I budget, which provides help in all core subject areas during lunch (called Lunch Bunch) and after school (called Encore). We will be focusing our ICU efforts this year to provide more help and support to as many grade levels as possible.

Our Title I program allows us to provide to our Campus/Faculty/Staff Professional Development, technology, and Supplies used to support learning at all grade levels and in all content areas, and 2 Temporary Instructional Aides.

Our Title I program also allows us to purchase needed supplies and instructional materials for our teachers in order to facilitate a more comprehensive and rigorous instructional program in all content areas

Our State Compensatory Education Program consists of a SCE-I Coach who provides support for teachers and At Risk students, and a 5th grade classroom size reduction teacher. It also pays for Intersession tutoring/interventions, Summer School, and Robotics Camps.

Technology is a big part of everything we do at our campus. We have, over the past 5 years, purchased 20 Dell 3010's (i3 processors), 10 HP G2.5's (i5 processors), 18 HP G3's (i5 processors), 26 Lenovo m73z's (i5 processors), 5 Lenovo m93z's (i7 processors), 62 Dell Wyse 3020 Zero Clients, 14 Dell all in one Zero Clients, 20 Lenovo Yoga Laptops, 13 Dell Optiplex 3050's (i5 processors), 20 Dell 5010 Dual Core Thin Clients, 5 Dell Interactive Projectors, 11 Epson Brightlink Interactive Projectors, 1 Desktop Document Camera, and 48 Microsoft Surface Tablets. We currently have 6 operational computer labs. It is our belief that our students learn best when exposed to technology and plan to continue to purchase more technology to keep Benito Martinez at the forefront of SISD when it comes to technology integration at the Elementary level.

Our SIT (School Improvement Team) meets monthly and consists of administration, teachers, staff, parents, and community business members.

This year we will continue to implement a very thorough Social and Emotional Learning program designed to build up student self esteem and efficacy, while at the same time decreasing bullying and inappropriate behaviors in the classroom, cafeteria, playground, and on social media. Activities will include our Anti-Bullying Kickoff, SEL time during the school day, SEL Book of the Month, an SEL theme for the year, Service Projects, etc.

School Processes & Programs Strengths

- Benito Martinez's Academic Programs have resulted in the following honor:

- 2016 Texas Honor Roll School
- Distinction Designations for the 2016/17 School Year
 - Academic Achievement in ELAR Reading
 - Academic Achievement in Science
 - Top 25 Percent Student Progress
 - Top 25 Percent Closing Performance Gaps
 - Postsecondary Readiness

Benito Martinez's Well Rounded Academic Programs for our students include:

- Benito Martinez will offer the AVID Program for our 4th and 5th grade students starting in 2018/19
 - This past summer our 5th grade teacher cohort attended AVID Path Training as the SISD DSC where they experienced professional development in "WICORize IT"
 - This past summer our 4th grade teacher cohort, and Assistant Principal, attended AVID Summer Institute in Dallas
- Robotics
 - During the 2016/17 school year our Robotics Team earned one medal at the SISD Robocom 4.0
- GT
 - Multiple Projects during the School Year
 - Participated in GT Showcase
 - Went on GT Field Trips
 - Participated in GT Competitions (Team Quest)
- Math Bee
 - All Grade Levels sent a representative to the SISD Math Be
- Science Fair
 - Two Sweepstakes Winners
- Literary Anthology
 - District 1st Place winner
- Hour of Code
 - All students in all grade levels were given the opportunity to code during our Hour of Code day
- Sports / SISD VASSP
 - Soccer
 - Track
 - Basketball
- Awards Ceremonies
 - Kindergarten
 - Scholar Award
 - Achiever Award
 - Perfect Attendance Award
 - Shining Star (1 per class)
 - Top PE Student Award (1 male and 1 female)
 - Patriot Pride Award
 - Completion Certificates
 - 1st thru 4th Grade
 - Scholar Award
 - Achiever Award
 - Perfect Attendance Award
 - Shining Star (1 per class)
 - Top PE Student Award (1 male and 1 female) and Mile Run (3rd and 4th)
 - Patriot Pride Award
 - 5th Grade
 - Scholar Award
 - Achiever Award
 - Perfect Attendance Award
 - Shining Star (1 per class)
 - Top PE Student Award (1 male and 1 female) and Mile Run
 - Patriotism Awards
 - Top 10 Award
 - Valedictorian
 - Salutatorian
 - STAAR Command Recognition
 - Son of Liberty

- Daughter of Liberty
 - Completion Certificates
- UIL
- STAAR Bazaar
 - STAAR Pep Rally and Carnival with special Guest Speaker (Dr J Espinoza - Superintendent of Schools)
- iStation Red Cape Awards
 - Recognized Best Growth Monthly
- Bookfairs
 - Fall
 - Spring
 - BOGO
- BlueBonnet Reading Program 3-5 including participation in "The Battle of the BlueBonnets"
- Opportunities for Parents to interact with their children
 - Thanksgiving Luncheon
 - Father/Son Cookout
 - Father/Daughter Dance (this event has been showcased in the past in the June 18, 2017 New York Times)
 - Mother/Son Breakfast
 - Mother/Daughter Night

Problem Statements Identifying School Processes & Programs Needs

Problem Statement 1: For the 2017/18 school year Benito Martinez saw a slight increase in discipline referrals and incidents of bullying, these incidents reinforce the need for a continued strong and effective SEL program. **Root Cause:** Our SEL program will be in its second year and time and attention must be given to ensure that Social and Emotional Learning remains a priority at our campus leading to better behaved and more respectful students.

Problem Statement 2: For the 2017/18 school year Benito Martinez did show growth in Reading and Writing STAAR, but still lacks behind the district average for these assessments. **Root Cause:** Other than the "BlueBonnet Reading Program" Benito Martinez does not provide incentives for students to read outside of class. A well organized and efficient Reading Incentive Program needs to be put into place to encourage out of the classroom reading (ie Accelerated Reader, Teacher Created Incentive Program, Little Library, etc.)

Problem Statement 3: For the 2018/19 school year Benito Martinez will need to acquire new and additional technology to replace the older desktops, projectors, and hand held devices on campus. **Root Cause:** Numerous older computers (Dell 520's and 740's) still abound in our classrooms and two of our computer labs - systemic upgrades for 4 years but can only replace so much each and every year.

Perceptions

Perceptions Summary

Benito Martinez Elementary School strives to create a positive learning environment for all stake holders (Parents, Community Members, Businesses, etc.). In doing so we work hard to invite our parents and community into our school on numerous occasions throughout the school year. We also utilize local businesses for parent nights which allow us to see our parents and scholars in a different light. Some of these activities include awards ceremonies, Christmas programs, Open Houses, Father/Daughter Dances, Father/Son Cookouts, Mother/Daughter Nights, and Mother/Son Breakfasts.

Benito Martinez Elementary School strives to create a positive learning environment for all stake holders (Students). Benito Martinez strives to create a fun, safe, and risk free environment in which to learn and to grow. We have numerous reward and award systems in place for our students. Students who have perfect attendance Monday thru Thursday have free dress on Fridays. Three weeks of perfect attendance entitles them to a 3 week treat each 3 weeks of the year. Perfect attendance for the 9 weeks allows them free entrance to the end of the 9 weeks ATTENDance. Every month iStation Red Cape scholars and their teachers are recognized by the Admin team and the students and their teachers wear an iStation red cape for the day. End of the year awards ceremonies are held for each and every grade level including completion ceremonies for our Kinder and 5th grade scholars. For our 4th and 5th grade scholars we also have our Black Shirt STAAR Command program to encourage our scholars to work hard and excel on the STAAR test. We also have the largest STAAR pep rally in the district (called STAAR Bazaar) in order to pump our students up and send them into the testing environment relaxed, pumped up for success, and ready to tackle the test. The way the students feel about Benito Martinez Elementary School can be seen on the 2016/17 Student Climate Survey where our students rated us #1 in multiple categories and top 10 in almost each and every category.

Benito Martinez Elementary School strives to create a positive learning environment for all stake holders (FACULTY AND STAFF). This past year strived to recognize and reward teachers, faculty, and staff more that every before. Our Patriot Cafe served a complimentary continental breakfast to our Faculty and Staff every third Friday throughout the entire school year. Rewards were also given for perfect attendance, tweeting the appropriate SEL hashtag, etc.

The teachers also received a 9 Week Perfect Attendance Luncheon (catered) served in the Administration Conference Room. These attendance incentives did result in increased teacher attendance for the school year. During Teacher Appreciation Week we fed the teachers each and every day culminating in a Cooked to Order Ribeye Luncheon with the Principal at the grill. We also had numerous catered luncheons throughout the school year and provided complimentary Coffee and Lemon Water each and every day of the school year.

We also strived very hard to provide our teachers with each and every resource that they needed in order to be successful as well as sent them to any and every PD opportunity they requested. As an example, our 4th grade ELAR team consistently asked to attend all Alice 9 workshops that came to Region XIX, we always found the funds to send them to these PD sessions. All K-2 teachers received PD in Balanced Literacy numerous times during the year to assist them in increasing Literacy in their scholars. Any time a teacher came and asked for something to help further their scholar's success in the classroom Admin found a way to secure the funds in order to make it happen. This teacher support resulted in Benito Martinez being the only Elementary School in SISD to show growth via the Student Achievement Measure in each and every one of the 8 STAAR tests, as well as having the 2nd highest overall growth among SISD Elementary Schools based once again on the Student Achievement Measure.

Our Title I program is school wide and consists of Parent Involvement programs and activities. These activities include Parent Chaperones at dances and field trips, parenting classes, Coffee with the Principal (every 9 weeks), Parent/Child activities (Mother/Son Breakfast, Mother/Daughter Night, Father/Son Cookout, and Father/Daughter Dance), Literacy Nights, Math Night, etc.

Perceptions Strengths

At Benito Martinez we provided the following Family and Community Engagement opportunities during the 2017/17 School Year:

- Math Night
- Literacy Night
- Open House
- Student Led Parent/Teacher Conferences
- Christmas Programs
- End of the Year Awards Ceremonies
- Father/Daughter Dance
- Father/Son Cookout
- Mother/Son Breakfast
- Mother/Daughter Night
- Coffee and Pastry (AM) or Pizza (PM) with the Principal
- Parenting Classes
- Peter Piper Pizza Nights (including our SEL AntiBullying Kickoff Event)

- Burger King Nights
- Terrific Kids
- Veteran's Day Parade
- Breakfast on the Go
- Career Day (Parents as Presenters)

At the end of the 2017/18 School Year Benito Martinez organized the Corporal Benito Martinez Chapter of the National Elementary Honor Society.

- Held our inaugural induction ceremony
- Elected our 1st ever President, Vice President, Treasurer, and Secretary
- Held two Service Projects before the school year ended
 - Went and helped at the Sunridge at Cielo Vista Assisted Living Center
 - Collected items for the Humane Society of El Paso
- Prior to the end of the year we elected our officers for the upcoming school year.

For the upcoming School Year Benito Martinez will start a Student Council, which shall include the NEHS Officers, in order to obtain feedback and suggestions from the student body

Problem Statements Identifying Perceptions Needs

Problem Statement 1: During the 2017/18 school year it was brought to our attention that with the ever changing curriculum that parents do not know how to help their child, especially in the areas of math and study skills **Root Cause:** Math has changed, it is not taught the same way it was taught when our parents went to school (area models, manipulatives, etc), we need to hold more parent nights to help parents understand the new math strategies and effective study skills they need to instill in their children to help their children achieve their potential.

Problem Statement 2: During the end of the 2017/18 school year Benito Martinez implemented the National Elementary Honor Society to get more students involved and give them a say in what is happening at their school. Prior to this implementation students did not have a voice in the running and operation of the school. **Root Cause:** Prior to the end of the last school year no organizations existed to allow student voice to be heard, this year we plan to continue with National Elementary Honor Society and implement a Student Council to allow greater student voice in the running and operation of the school.

Problem Statement 3: During the 2017/18 school year we had fun events for Father/Daughter, Father/Son, Mother/Daughter, and Mother/Son, but did not have any fun nights for the entire family. **Root Cause:** We in the past have neglected the need for fun nights that include the entire family. For the 2017/18 school year we need to plan fun events for the whole family (ie Movie Nights, Game Nights, etc.) so that our parents and students have the opportunity to learn and grow together within the school environment.

Comprehensive Needs Assessment Data Documentation

The following data were used to verify the comprehensive needs assessment analysis:

Goals







Revised/Approved: August 21, 2018






Goal 1: SISD will ensure a safe school environment for students, staff, and community members by implementing both current and new initiatives to address safety concerns, keeping safety a top priority.

Performance Objective 1: For the 2018-2019 school year, Benito Martinez will develop and implement a plan of action to ensure that 100% of stakeholders feel safe at school and school events.

Evaluation Data Source(s) 1: 100% of Benito Martinez personnel will be trained with safety guidelines through campus Emergency Operating Plan (EOP).

Summative Evaluation 1:

Strategy Description	ELEMENTS	Monitor	Strategy's Expected Result/Impact	Formative Reviews		
				Oct	Jan	May
1) Administration will be present and visible before school, during school (to include lunch duty), after school, and at all school events in order to ensure that a safe environment is provided to all stakeholders.	2.6	Administration Leadership Team	Decreased Anonymous Alerts to the district. Decreased parent complaints about the safety of their children. Climate Surveys			
2) Hall Pass system will be used and monitored to ensure all visitors present an identification and sign-in prior to visiting any area of the school. Hall Pass system runs an identification through the national sex offender registry.	2.6	Administration Leadership Team Security Guard Office Staff Teachers	Hall Pass Reports Ensuring that all visitors have proper Hall Pass sticker ID when going past the front desk.			
Funding Sources: 199 - General - 350.00						
3) Ensure that all faculty, staff, and students have and wear a Benito Martinez ID card that shows that they belong to the Benito Martinez Community in order to safeguard all stakeholders from intruders, etc.		Administration Leadership Team Security Guard Office Staff Teachers	Visibly being able to verify that all campus personnel and students have their badges at all times.			
Funding Sources: 199 - General - 1000.00						

4) Create a strong Parent Volunteer Program which promotes parent participation in monitoring the safety of the school.	3.1, 3.2	Administration Leadership Team Parent Volunteer Coordinator	Sign in sheets Schedules showing dates and times of parental support and involvement			
Funding Sources: 199 - General - 500.00						
<div style="display: flex; justify-content: space-around; align-items: center;"> <div style="text-align: center;">  <p>= Accomplished</p> </div> <div style="text-align: center;">  <p>= No Progress</p> </div> <div style="text-align: center;">  <p>= Discontinue</p> </div> </div>						

Goal 1: SISD will ensure a safe school environment for students, staff, and community members by implementing both current and new initiatives to address safety concerns, keeping safety a top priority.

Performance Objective 2: For the 2018-2019 school year, Benito Martinez will fulfill 100% of the requirements for safety audits and safety drills to be prepared for multiple emergency scenarios.

Evaluation Data Source(s) 2: There will be documentation for each and every drill conducted each month and or semester. We will continue to try and improve on our practice. Sign in sheets for all Safety Committee Meetings will be available.

Summative Evaluation 2:

Strategy Description	ELEMENTS	Monitor	Strategy's Expected Result/Impact	Formative Reviews		
				Oct	Jan	May
1) Fire drills will be held on a monthly basis. This will include fire drills with multiple scenarios		Administration Leadership Team Security Guard	Fire drill reports submitted to the district			
2) All required emergency drills (lock down, shelter in place, reverse evacuation, etc.) will be held each and every semester. Edit Remove		Administration Leadership Team Security Guard	Emergency Drill reports submitted to the district			
= Accomplished = No Progress = Discontinue						

Goal 1: SISD will ensure a safe school environment for students, staff, and community members by implementing both current and new initiatives to address safety concerns, keeping safety a top priority.

Performance Objective 3: For the 2018-2019 school year, the number of bullying-related incidents reported at Benito Martinez will decrease from 19 to 15.

Evaluation Data Source(s) 3: Documentation will show a decrease in bullying incidents and it will also be reflected in the Student Climate Survey with an decreased number of students who disagree and strongly disagree with "I am safe" (increase by 5) and "Students at my school treat my with respect (decrease by 8).

Summative Evaluation 3:

Strategy Description	ELEMENTS	Monitor	Strategy's Expected Result/Impact	Formative Reviews		
				Oct	Jan	May
1) Establish a risk-free and bully-free environment via the Connect with Kids, Kelso's Choices and the "Master Teacher" SEL Program to foster a healthy learning environment.	2.6	Administration, Leadership Team, Counselor, SEL Committee, Teachers	Weekly class meeting, counselor logs, Olweus surveys			
	Funding Sources: 211 - Title I, Part A - 2000.00					
2) SEL committee with meet on a monthly basis to review "You Have a Voice" mailbox concerns, bullying incidents, counseling and discipline referrals	2.6	Counselor Assistant Principal SEL Committee	Decrease in the number of Bullying referrals, Climate survey data, sign in sheets			
= Accomplished = No Progress = Discontinue						

Goal 1: SISD will ensure a safe school environment for students, staff, and community members by implementing both current and new initiatives to address safety concerns, keeping safety a top priority.

Performance Objective 4: For the 2018-2019 school year, the total number of disciplinary incidents at Benito Martinez will decrease from 33 to 20.

Evaluation Data Source(s) 4: Documentation will show a decrease in disciplinary incidents

Summative Evaluation 4:

Strategy Description	ELEMENTS	Monitor	Strategy's Expected Result/Impact	Formative Reviews		
				Oct	Jan	May
1) Implantation of Parent Involvement program to assist in monitoring before, during, and after school - paying specific attention to hallways, playground, and other hot spots.	3.1, 3.2	Administration Leadership Team Parent Volunteer Coordinator CIS/Parent Liaison	Presence of parent volunteers on campus, sign in logs, reduced incidents of bullying behaviors in the Hot Spots			
Funding Sources: 199 - General - 500.00						
2) Administration will be present and visible before school, during school (to include lunch duty), after school, and at all school events in order to ensure that a safe environment is provided to all stakeholders.	2.6	Administration Leadership Team	Decreased Anonymous Alerts to the district. Decreased parent complaints about the safety of their children. Climate Surveys			
3) Counselor will implement programs and lessons on campus to assist students in making appropriate choices (Kelso' Choice, SEL, etc).	2.6	Counselor	Counselor sign in logs, decreased submissions to the "You Have a Voice" mailbox, Counselor's schedule			
= Accomplished = No Progress = Discontinue						

Goal 2: SISD students will receive a quality education with rigorous instructional standards that adequately prepares them for the college and career of their choice.

Performance Objective 1: By the end of May 2019, Benito Martinez will develop and implement a minimum of 5 strategies to promote post secondary education (College and Career Readiness)

Evaluation Data Source(s) 1: Benito will continue to implement a College and Career Ready Strategic plan as evidenced by Ceiling Tile Contest, College Shirt Days, and Career Fairs and Expos

Summative Evaluation 1:

Strategy Description	ELEMENTS	Monitor	Strategy's Expected Result/Impact	Formative Reviews		
				Oct	Jan	May
1) Provide differentiated instruction and enhance rigor and relevance in order to provide all students a strong academic foundation that will prepare them for college.	2.4, 2.6	Administration Leadership Team Counselor Teachers SCEI Coach	Progress Report Report Cards Assessment Data (3,6,9, benchmarks, STAAR, etc)			
	Funding Sources: 199 - General Fund: SCE - 120000.00					
2) Provide opportunities for students to learn about different colleges and keep the idea of college attendance always a part of the Benito culture (Generation Texas week, college shirt days, ceiling tile contest, college map, etc.).	2.5, 2.6	Administration Leadership Team Counselor Teachers	Generation Texas Week Increase in number of students wearing college shirts Ceiling tile contest			
	Funding Sources: 199 - General Fund: SCE - 0.00					
				= Accomplished	= No Progress	= Discontinue







Goal 2: SISD students will receive a quality education with rigorous instructional standards that adequately prepares them for the college and career of their choice.

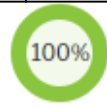
Performance Objective 2: For the 2018-2019 school year, 100% of Benito Martinez students, encompassing all special and sub-populations, will be placed in proper learning environments and proper grade levels to ensure that they reach their full potential.

Evaluation Data Source(s) 2: Administration will work with PEIMS Clerk to ensure that all student are placed in the appropriate learning environment.

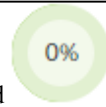
Summative Evaluation 2:

Strategy Description	ELEMENTS	Monitor	Strategy's Expected Result/Impact	Formative Reviews		
				Oct	Jan	May
1) Support will be provided for all students regardless of sub population status. This support will be manifest through the ICU Program (LunchBunch, Encore), in class small group interventions, PE pull outs, Tutoring, Saturday School, Intersession, Summer School, etc.	2.4, 2.5, 2.6	Administration, Leadership Team, Teachers, SCEI Coach, TIAs	Increased performance on Progress Reports, Report Cards, Assessments (3,6,9 week, Benchmark, STAAR, etc.)			
	Funding Sources: 211 - Title I, Part A - 30000.00, 199 - General Fund: SCE - 30000.00					
2) Provide support and intervention for all at risk students to ensure all students have the opportunity to achieve academically. This will be manifest through intervention by SCE-I Coaches, Instructional Aides, TIA's, and classroom teachers. These intervention times will include in class small group interventions, pullouts, tutoring, Saturday Schools, intersessions, summer schools, etc	2.4, 2.5, 2.6	Administration, Leadership Team, Teachers, SCEI Coach, TIAs	Increased performance on Progress Reports, Report Cards, Assessments (3,6,9 week, Benchmark, STAAR, etc.)			
	Funding Sources: 199 - General Fund: SCE - 0.00, 211 - Title I, Part A - 24000.00					
3) Provide interventions and materials to all students who are identified as at risk (SPED (ED, ID, OHI, LD, Speech, etc.), Bilingual, etc.) or functioning below grade level in order to assist them in increasing their knowledge and skills to bring them up to grade level. Identification will come through previous year's STAAR scores, benchmark scores, classroom grades, teacher observation, iStation, etc. Supplies will need to be purchased in order to meet these students needs.	2.4, 2.5, 2.6	Administration, Leadership Team, Teachers, SCEI Coach, TIAs, Special Education Team.	iStation reports Eduphoria reports (post assessments) Teacher observations			
	Funding Sources: 199 - General Fund: Bilingual - 1000.00, 199 - General Fund : Special Education - 1000.00					
4) Ensure that all GT students receive a high quality GT experience to include projects, local/regional/state competitions, GT camps, teamquest, etc. (to include robotics camps, competitions, and projects.)	2.5	Administration Leadership Team GT Coordinator Teachers	Results from competitions Walkthroughs Sign in Sheets			
	Funding Sources: 199 - General: Gifted and Talented - 3000.00					

<p>5) Implement the use of research based seating strategies (stability balls/kneeling chairs, cycle desks, standing desks, treadmill desks, etc.) for the benefit of ADD/ADHD, SPED, LEP, and general population students. As per the research these seating strategies allow all student to pay better attention, have a greater amount of time on task, increase core strength, and improve posture - all leading to increased student performance in all subject areas.</p>	<p>2.4, 2.6</p>	<p>Administration Leadership Team Counselor CIS/Parent Liaison Teachers</p>	<p>Assessments (3,6,9 week assessments, benchmarks, STAAR) iStation reports Eduphoria reports (post assessment) Progress Reports Report Cards</p>			
<p>Funding Sources: 199 - General - 2000.00, 211 - Title I, Part A - 2000.00</p>						
<p>6) Acquire additional classroom technology (desk top computers, laptop computers, tablets, zero clients, thin clients, monitors, mice, keyboards, scanners, printers, Interactive White Boards, Interactive Projectors, etc.) in order to provide more access to technology in our computer labs. This technology will provide quicker access to the web, faster log in times (which leads to less time off task), and more computers for classroom technology projects. All leading to greater student achievement in all subject areas. (this includes the purchase of any and all necessary accessories and supplies including ink/toner, bulbs, cables, paper, Interactive White Boards pens, and other peripheral equipment.)</p>	<p>2.4, 2.6</p>	<p>Administration Librarian</p>	<p>Assessments (3,6,9 week assessments, benchmarks, STAAR) iStation reports Eduphoria reports (post assessment) Progress Reports Report Cards</p>			
<p>Funding Sources: 211 - Title I, Part A - 20000.00, 199 - General Fund : Special Education - 600.00</p>						
<p>7) Ensure that all classrooms have all of the necessary equipment and supplies in order to properly and effectively deliver instruction. This includes basic office/classroom supplies. Examples could include, but not limited to: Dry Erase Boards Easels Chart Tablets Chart Tablet holders Really Great Stuff Bulletin Boards Bookshelves Storage Bins Paper Shredders Toner Cartridges Velcro Strips Paper Shredder and other office supplies (Office Depot) Two Way Radios (SPED) Etc.</p>	<p>2.4, 2.6</p>	<p>Administration SCEI Coach</p>	<p>Assessments (3,6,9 week assessments, benchmarks, STAAR) iStation reports Eduphoria reports (post assessment) Progress Reports Report Cards</p>			
<p>Funding Sources: 199 - General - 2000.00, 211 - Title I, Part A - 2000.00, 199 - General Fund: Bilingual - 1000.00, 199 - General Fund : Special Education - 100.00</p>						



= Accomplished



= No Progress



= Discontinue







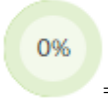

Goal 2: SISD students will receive a quality education with rigorous instructional standards that adequately prepares them for the college and career of their choice.

Performance Objective 3: For the 2018-2019 school year, Benito Martinez will improve its student state assessment scores in Reading from 78% to 82% in approaches grade level and will increase Student Achievement Measure from 49.9 to 54.

Evaluation Data Source(s) 3: Benito Martinez will monitor Reading instruction in order to ensure that all students are receiving quality instruction leading to a 4+% increase in Approaches, Meets, and Masters.

Summative Evaluation 3:

Strategy Description	ELEMENTS	Monitor	Strategy's Expected Result/Impact	Formative Reviews		
				Oct	Jan	May

<p>1) Provide research based instructional methods and materials to enhance rigor and relevance for all students and to incorporate vocabulary development and fluency using models for reading to include (but not limited to): Read 180 iStation Scholastic Wilson Reading Johnny Can Spell My Virtual Reading Coach Balanced Literacy Mentoring Minds Measuring Up STAAR Master Forde Ferrier Education Galaxy Kamiko Game Kits (for centers and stations) Kagan Marcia Tate Renaissance Learning (Accelerated Reader / myON) TumbleBooks Rosetta Stone Lakeshore VersaTiles SuperDuper Publications Linguisystems PermaBound Studies Weekly MathWarm-Ups.com Etc. *and all necessary ancillary materials and supplies (ie headphones, etc) necessary to use these materials with efficacy.</p>	<p>2.4, 2.6</p>	<p>Administration Leadership Team SCEI Coach Teachers</p>	<p>Assessments (3,6,9 week assessments, benchmarks, STAAR) iStation reports Eduphoria reports (post assessment) Progress Reports Report Cards</p>			
<p>Funding Sources: 211 - Title I, Part A - 26000.00, 199 - General Fund : Special Education - 2000.00, 199 - General Fund: Bilingual - 2000.00</p>						
<p>2) Promote the use of Novels, Picture Books, Books of the Month, etc. in all classrooms to give these students extra opportunities to read and work on comprehension and fluency</p>	<p>2.4, 2.6</p>	<p>Administration Leadership Team SCEI Coach Bilingual Teachers</p>	<p>Assessments (3,6,9 week assessments, benchmarks, STAAR) iStation reports Eduphoria reports (post assessment) Progress Reports Report Cards</p>			
<p>Funding Sources: 199 - General Fund: Bilingual - 500.00, 211 - Title I, Part A - 4000.00</p>						
<p style="text-align: center;">  = Accomplished  = No Progress  = Discontinue </p>						

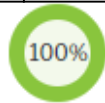
Goal 2: SISD students will receive a quality education with rigorous instructional standards that adequately prepares them for the college and career of their choice.

Performance Objective 4: For the 2018-2019 school year, Benito Martinez will improve its student state assessment scores in Mathematics from 89% to 92% in approaches grade level and will increase Student Achievement Measure from 58.5 to 61.5.

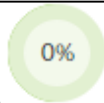
Evaluation Data Source(s) 4: Benito Martinez will monitor Math instruction in order to ensure that all students are receiving quality instruction leading to an minimum 3% increase in Approaches, Meets, and Masters.

Summative Evaluation 4:

Strategy Description	ELEMENTS	Monitor	Strategy's Expected Result/Impact	Formative Reviews		
				Oct	Jan	May
1) Implement a more rigorous STEM (Science, Technology, Engineering, and Math) curriculum to better prepare students for future careers and help guide students who might be interested in choosing the STEM endorsement in high school. This will involve the purchase of STEM curriculum materials including: Calculators Robotics Kits (Lego MindStreams) Manipulatives (algebra tiles, ETA Cuisinaire, blocks, tiles, nets, etc.)	2.4, 2.6	Administration Leadership Team SCEI Coach Teachers	Assessments (3,6,9 week assessments, benchmarks, STAAR) iStation reports Eduphoria reports (post assessment) Progress Reports Report Cards			
	Funding Sources: 211 - Title I, Part A - 26000.00					
2) Provide research based instructional methods and materials to enhance rigor and relevance for all students in order to increase student achievement in math, these materials are to include (but not limited to): Region 4 Math Materials Mentoring Minds Measuring Up STAAR Master Education Galaxy Kagan Marcia Tate Lakeshore Kamico Math Centers and Math Games Versa-Tiles Manipulatives MathWarm-Ups.com Etc. *and all necessary ancillary materials necessary to use these materials with efficacy.	2.4, 2.6	Administration Leadership Team SCEI Coach Teachers	Assessments (3,6,9 week assessments, benchmarks, STAAR) iStation reports Eduphoria reports (post assessment) Progress Reports Report Cards			
	Funding Sources: 211 - Title I, Part A - 26000.00, 199 - General Fund: Bilingual - 2000.00, 199 - General Fund : Special Education - 2000.00					



= Accomplished



= No Progress





= Discontinue

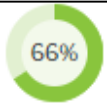
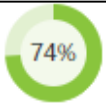



Goal 2: SISD students will receive a quality education with rigorous instructional standards that adequately prepares them for the college and career of their choice.

Performance Objective 5: For the 2018-2019 school year, Benito Martinez will improve its student state assessment scores in Science from 90% to 92% in approaches grade level and will increase Student Achievement Measure from 54 to 57.

Evaluation Data Source(s) 5: Benito Martinez will monitor Science instruction in order to ensure that all students are receiving quality instruction leading to a 2+% increase in Approaches, Meets, and Masters.

Summative Evaluation 5:

Strategy Description	ELEMENTS	Monitor	Strategy's Expected Result/Impact	Formative Reviews		
				Oct	Jan	May
1) Implement a more rigorous STEM (Science, Technology, Engineering, and Math) curriculum to better prepare students for future careers and help guide students who might be interested in choosing the STEM endorsement in high school. This will involve the purchase of STEM curriculum materials including: Calculators Science Lab Materials and furniture Science Lab supplies Lego instructional materials including: Robotics Kits (Lego MindStreams including Lego add on modules) Lego We Do Kits	2.4, 2.6	Administration Leadership Team SCEI Coach Teachers	Assessments (3,6,9 week assessments, benchmarks, STAAR) iStation reports Eduphoria reports (post assessment) Progress Reports Report Cards			
	Funding Sources: 211 - Title I, Part A - 22600.00					

<p>2) Provide research based instructional methods and materials to enhance rigor and relevance for all students in order to increase student achievement in science, these materials are to include (but not limited to):</p> <ul style="list-style-type: none"> Region 4 Science Materials Mentoring Minds Measuring Up STAAR Master Kagan Marcia Tate Hedgehog Science StemScopes Studies Weekly Lakeshore Etc. *and all necessary ancillary materials necessary to use these materials with efficacy. 	<p>2.4, 2.6</p>	<p>Administration Leadership Team SCEI Coach Teachers</p>	<p>Assessments (3,6,9 week assessments, benchmarks, STAAR) iStation reports Eduphoria reports (post assessment) Progress Reports Report Cards</p>			
<p>Funding Sources: 211 - Title I, Part A - 22600.00</p>						
<div style="display: flex; justify-content: space-around; align-items: center;"> <div style="text-align: center;">  <p>= Accomplished</p> </div> <div style="text-align: center;">  <p>= No Progress</p> </div> <div style="text-align: center;">  <p>= Discontinue</p> </div> </div>						

Goal 2: SISD students will receive a quality education with rigorous instructional standards that adequately prepares them for the college and career of their choice.

Performance Objective 6: For the 2018-2019 school year, Benito Martinez will improve its student state assessment scores in Writing from 69% to 80% in approaches grade level and will increase Student Achievement Measure from 39.7 to 50.

Evaluation Data Source(s) 6: Benito Martinez will monitor Writing instruction in order to ensure that all students are receiving quality instruction leading to a 10+% increase in Approaches, Meets, and Masters.

Summative Evaluation 6:

Strategy Description	ELEMENTS	Monitor	Strategy's Expected Result/Impact	Formative Reviews		
				Oct	Jan	May
1) Incorporate the use of dictionaries/thesauri into all writing classes to assist students in comprehension, spelling, and word choice in order to increase performance on the Writing STAAR test	2.4, 2.6	Administration Leadership Team SCEI Coach Teachers	Assessments (3,6,9 week assessments, benchmarks, STAAR) iStation reports Eduphoria reports (post assessment) Progress Reports Report Cards			
				Funding Sources: 211 - Title I, Part A - 2000.00, 199 - General Fund: Bilingual - 1600.00		
2) Provide research based instructional methods and materials to enhance rigor and relevance for all students and to incorporate vocabulary development and fluency using models for reading to include (but not limited to): Empowering Writers Writers Workshop Mentoring Minds Measuring Up STAAR Master Kagan Scholastic Marcia Tate Story Starter (Lego) Etc. *and all necessary ancillary materials necessary to use these materials with efficacy.	2.4, 2.6	Administration Leadership Team SCEI Coach Teachers	Assessments (3,6,9 week assessments, benchmarks, STAAR) iStation reports Eduphoria reports (post assessment) Progress Reports Report Cards			
				Funding Sources: 211 - Title I, Part A - 0.00		
				= Accomplished	= No Progress	= Discontinue




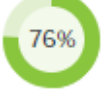
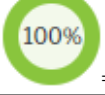


Goal 3: SISD will recruit and retain 100% Highly Qualified faculty, staff, and support personnel to improve student academic performance and to ensure that students graduate college and career ready.

Performance Objective 1: For the 2018-2019 school year, the number of teachers that demonstrate instructional effectiveness (as measured by a proficient rating or better via the T-TESS instrument) will be 9 out of the 11 that are assessed.

Evaluation Data Source(s) 1: Administration will monitor the growth and development of all teachers and provide needed Professional Development to ensure a 10% increase in Instructional Effectiveness as evidenced by T-TESS, PowerWalks and Walkthroughs

Summative Evaluation 1:

Strategy Description	ELEMENTS	Monitor	Strategy's Expected Result/Impact	Formative Reviews		
				Oct	Jan	May
1) Administration will conduct walkthroughs and provide timely feedback to all teachers on the campus	2.4	Administration	Signed walkthroughs on Eduphoria Assessments (3,6,9 week assessments, benchmarks, STAAR) iStation reports Eduphoria reports (post assessment) Progress Reports Report Cards			
				Funding Sources: 199 - General Fund: SCE - 0.00		
2) Administration will conduct accountable talks with every teacher every 9 weeks in order to assess teacher strengths and needs and provide support and materials in order to change a need into a strength	2.4	Administration	Reduced teachers on TINA's T-TESS Rating Assessments (3,6,9 week assessments, benchmarks, STAAR) iStation reports Eduphoria reports (post assessment) Progress Reports Report Cards			
				Funding Sources: 199 - General Fund: SCE - 0.00		

<p>3) Administration will conduct data talks with every teacher after major assessments, both campus and district</p>	<p>2.4, 2.6</p>	<p>Administration</p>	<p>Reduced teachers on TINA's T-TESS Rating Assessments (3,6,9 week assessments, benchmarks, STAAR) iStation reports Eduphoria reports (post assessment) Progress Reports Report Cards</p>			
<p>Funding Sources: 199 - General Fund: SCE - 0.00</p>						
<p>4) Administration will conduct during the 2nd, 3rd, and 4th nine weeks One on One teacher talks where the teachers discuss every student in their class and their areas of strength and weakness</p>	<p>2.4, 2.6</p>	<p>Administration</p>	<p>Reduced teachers on TINA's T-TESS Rating Assessments (3,6,9 week assessments, benchmarks, STAAR) iStation reports Eduphoria reports (post assessment) Progress Reports Report Cards</p>			
<p>Funding Sources: 199 - General Fund: SCE - 0.00</p>						
<div style="display: flex; justify-content: space-around; align-items: center;"> <div style="text-align: center;">  <p>= Accomplished</p> </div> <div style="text-align: center;">  <p>= No Progress</p> </div> <div style="text-align: center;">  <p>= Discontinue</p> </div> </div>						

Goal 3: SISD will recruit and retain 100% Highly Qualified faculty, staff, and support personnel to improve student academic performance and to ensure that students graduate college and career ready.

Performance Objective 2: For the 2018-2019 school year, Benito Martinez will maintain 100% Highly Qualified teachers in all core academic subjects.

Evaluation Data Source(s) 2: All teachers on Campus will meet and maintain Highly Qualified Status

Summative Evaluation 2:

Strategy Description	ELEMENTS	Monitor	Strategy's Expected Result/Impact	Formative Reviews		
				Oct	Jan	May
1) Provide staff development to ensure the implementation of strategies that will aid professional growth and result in greater instructional rigor in the classroom as well as ensuring that all teachers stay at the cutting edge in their teaching assignment. Examples: Kagan Marcia Tate Kilgo Wilson Balanced Literacy Empowering Writers Lego (MindStreams and Story Starter) Hands on methodologies (manipulatives/science labs) Technology Fundamental Five Writing without Tears Best practices Etc.	2.4, 2.6	Administration SCEI Coach	Walkthroughs Assessments (3,6,9 week assessments, benchmarks, STAAR) iStation reports Eduphoria reports (post assessment) Progress Reports Report Cards			
Funding Sources: 199 - General Fund: SCE - 0.00, 211 - Title I, Part A - 0.00, 199 - General Fund: Bilingual - 1000.00						
= Accomplished = No Progress = Discontinue						

Goal 3: SISD will recruit and retain 100% Highly Qualified faculty, staff, and support personnel to improve student academic performance and to ensure that students graduate college and career ready.

Performance Objective 3: During the 2018-2019 school year, Benito Martinez will increase the number of professional development opportunities offered to employees from 5 to 7.

Evaluation Data Source(s) 3: Teachers will receive an increase in professional development opportunities as evidenced by sign in sheets and agendas

Summative Evaluation 3:



Strategy Description	ELEMENTS	Monitor	Strategy's Expected Result/Impact	Formative Reviews		
				Oct	Jan	May
1) Administration and SCE-I Coach will deliver professional development to campus teachers based on needs determined by Campus STAAR data as well as those trainings required by the district.	2.4, 2.6	Administration Leadership Team SCEI Coach District Instructional Officers	Sign In Sheets Walkthroughs Assessments (3,6,9 week assessments, benchmarks, STAAR) iStation reports Eduphoria reports (post assessment) Progress Reports Report Cards			
				Funding Sources: 199 - General Fund: SCE - 0.00, 199 - General - 1000.00		
2) Administration and SCE-I coach will meet with teachers on a weekly basis to assess teacher want and needs in regards to professional development and incorporate those needs into weekly grade level meetings.	2.4, 2.6	Administration Leadership Team SCEI Coach	Sign In Sheets Walkthroughs Assessments (3,6,9 week assessments, benchmarks, STAAR) iStation reports Eduphoria reports (post assessment) Progress Reports Report Cards			
				Funding Sources: 199 - General Fund: SCE - 0.00		
3) Provide session fee and travel funding for teachers to attend professional development opportunities such as Advancement Via Individual Determination (AVID) in order to bolster teacher effectiveness in the delivery of content to students.	2.4, 2.6	Administration Leadership Team SCEI Coach	Improved classroom grades and assessment scores			
				Funding Sources: 199 - General - 2000.00, 211 - Title I, Part A - 10000.00		
= Accomplished = No Progress = Discontinue						






Goal 4: SISD will build positive parent, business, and community partnerships to ensure the academic success of students by engaging in collaborative district and campus-level activities; by connecting regularly via numerous means of communication; and by providing regular access to current educational information.

Performance Objective 1: During the 2018-2019 school year, Benito Martinez will increase the number of collaborative educational involvement activities and events for parents and community members from 12 to 14.

Evaluation Data Source(s) 1: Parent and community involvement activities will increase from 12 to 14 as evidenced by flyers, sign in sheets, etc.

Summative Evaluation 1:

Strategy Description	ELEMENTS	Monitor	Strategy's Expected Result/Impact	Formative Reviews		
				Oct	Jan	May
1) Hold "Principal Parent Power Hour" each and every 9 weeks throughout the year to include the purchase of light snacks for attending parents	3.1, 3.2	Principal CIS/Parent Liaison Parent Volunteer Coordinator	Sign in Sheets Increased parent participation			
	Funding Sources: 211 - Title I, Part A - 1000.00					

<p>2) Provide an opportunity each and every month for the parents to be involved with the school. Examples: Math Night Science Night Social Studies Night Literacy Night Open House Parent/Teacher Conferences Father/Daughter Dance Mother/Son Breakfast Holiday Performances Award Ceremonies SSI Meetings (5th grade parents)</p> <p>*Many of these nights will require the purchase of snacks for parents and attendees</p> <p>This strategy will require the purchase of office supplies necessary to create flyers, agendas, etc. for these listed events</p>	<p>3.1, 3.2</p>	<p>Administration Leadership Team SCEI Coach CIS / Parent Liaison</p>	<p>Sign in Sheets Increased parent participation</p>			
<p>Funding Sources: 211 - Title I, Part A - 1000.00</p>						
<div style="display: flex; justify-content: space-around; align-items: center;"> <div style="text-align: center;">  <p>= Accomplished</p> </div> <div style="text-align: center;">  <p>= No Progress</p> </div> <div style="text-align: center;">  <p>= Discontinue</p> </div> </div>						

Goal 4: SISD will build positive parent, business, and community partnerships to ensure the academic success of students by engaging in collaborative district and campus-level activities; by connecting regularly via numerous means of communication; and by providing regular access to current educational information.

Performance Objective 2: For the 2018-2019 school year, Benito Martinez will send out a campus newsletter (the Benito Bulletin) every 3 weeks, a Principal's "State of the Campus" newsletter every 9 weeks, calendars every month, and flyers for each and every event being held on campus.

Evaluation Data Source(s) 2: Parent communication, via multiple formats, will be evidenced by copies of each and every Benito Bulletin, State of the Campus newsletter, calendar, and flyer.

Summative Evaluation 2:




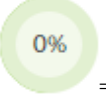

Strategy Description	ELEMENTS	Monitor	Strategy's Expected Result/Impact	Formative Reviews		
				Oct	Jan	May
<p>1) Provide parents with consistent and proactive communication, for example: Newsletters Calendars Agendas Notifications Call outs Meetings Etc.</p> <p>This will require the purchase of food and snacks for the meetings with the parents.</p> <p>This will require the purchase of technology for our Parent Liaison in order for her to create and print these newsletters, etc.</p> <p>This strategy will require the purchase of office supplies necessary to create the newsletters, calendars, flyers, etc.</p>	3.1, 3.2	Administration Leadership Team CIS/Parent Liaison	Copies of Parent Communication Increased parent involvemen			
<p>Funding Sources: 211 - Title I, Part A - 1000.00</p>						
<p> = Accomplished = No Progress = Discontinue </p>						

Goal 4: SISD will build positive parent, business, and community partnerships to ensure the academic success of students by engaging in collaborative district and campus-level activities; by connecting regularly via numerous means of communication; and by providing regular access to current educational information.

Performance Objective 3: By the end of the 2018-2019 school year, Benito Martinez will increase from 8 to 10 the number of partnership activities with businesses, higher education institutions, and other outside agencies to support student education.

Evaluation Data Source(s) 3: Documentation will show an increase in the number of partnerships with businesses, educational institutions, and other agencies.

Summative Evaluation 3:

Strategy Description	ELEMENTS	Monitor	Strategy's Expected Result/Impact	Formative Reviews		
				Oct	Jan	May
1) Increase the number of partnerships and partnership activities by reaching out to all stakeholders.		CIS/Parent Liaison	More attendees at the PIE banquet More partnerships			
Funding Sources: 211 - Title I, Part A - 1000.00						
 = Accomplished  = No Progress  = Discontinue						

Goal 4: SISD will build positive parent, business, and community partnerships to ensure the academic success of students by engaging in collaborative district and campus-level activities; by connecting regularly via numerous means of communication; and by providing regular access to current educational information.

Performance Objective 4: For the 2018-2019 school year, Benito Martinez will have a minimum of 4 customer service training(s) to ensure a positive and welcoming school climate for parents and community members.

Evaluation Data Source(s) 4: Customer service trainings will be verified via agendas and sign in sheets. Admin will verify effectiveness via surveys, parent meetings, Principal Parent Power Hour, etc.

Summative Evaluation 4:







Strategy Description	ELEMENTS	Monitor	Strategy's Expected Result/Impact	Formative Reviews		
				Oct	Jan	May
1) Provide faculty/staff with regular customer service trainings in order to ensure that all guests, visitors, parents, stakeholders are treated properly at Benito Martinez		Administration Leadership Team Counselor	High marks on the rating sheets filled out by parents at the front desk			
Funding Sources: 211 - Title I, Part A - 1000.00						
= Accomplished = No Progress = Discontinue						

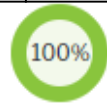
Goal 5: For increased accountability, SISD district leaders, campus leaders, faculty, and staff members will ensure that students receive a quality education by working collaboratively towards the fulfillment of educational goals at the federal, state, and district level.

Performance Objective 1: During the 2018-2019 school year, 100% of Benito Martinez teachers at all grade levels will provide students with meaningful and effective academic interventions to ensure their academic growth as evidenced via RTI interventions entered in eduphoria, iStation and MVRC reports, lesson plans, small group instruction.

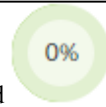
Evaluation Data Source(s) 1: As per iStation, the number of Tier III students at Benito Martinez Elementary will decrease by 20% by the end of the 2018-2019 school year.

Summative Evaluation 1:

Strategy Description	ELEMENTS	Monitor	Strategy's Expected Result/Impact	Formative Reviews		
				Oct	Jan	May
1) Support will be provided for all students regardless of sub population status. This support will be manifest through the ICU Program (LunchBunch, Encore), in class small group interventions, PE pull outs, Tutoring, Saturday School, Intersession, Summer School, etc.	2.4, 2.5, 2.6	Administration, Leadership Team, Teachers, SCEI Coach, TIAs	Assessments (3,6,9 week assessments, benchmarks, STAAR) iStation reports Eduphoria reports (post assessment) Progress Reports Report Cards			
				Funding Sources: 211 - Title I, Part A - 0.00, 199 - General Fund: SCE - 0.00		
2) Provide support and intervention for all at risk students to ensure all students have the opportunity to achieve academically. This will be manifest through intervention by SCE-I Coaches, Instructional Aides, TIA's, and classroom teachers. These intervention times will include in class small group interventions, pullouts, tutoring, Saturday Schools, intersessions, summer schools, etc.	2.4, 2.5, 2.6	Administration, Leadership Team, Teachers, SCEI Coach, TIAs	Assessments (3,6,9 week assessments, benchmarks, STAAR) iStation reports Eduphoria reports (post assessment) Progress Reports Report Cards			
				Funding Sources: 211 - Title I, Part A - 0.00, 199 - General Fund: SCE - 0.00		
3) Provide support for students identified as functioning below grade level in order to assist them in increasing their knowledge and skills in order to bring them up to grade level. Identification will come through STAAR Scores, classroom grades, teacher observation, at risk coding, teacher observation, iStation, etc. Edit Remove	2.4, 2.6	Administration, Leadership Team, Teachers, SCEI Coach, TIAs	Assessments (3,6,9 week assessments, benchmarks, STAAR) iStation reports Eduphoria reports (post assessment) Progress Reports Report Cards			
				Funding Sources: 211 - Title I, Part A - 0.00, 199 - General Fund: SCE - 0.00		



= Accomplished



= No Progress





= Discontinue




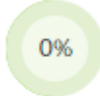

Goal 5: For increased accountability, SISD district leaders, campus leaders, faculty, and staff members will ensure that students receive a quality education by working collaboratively towards the fulfillment of educational goals at the federal, state, and district level.

Performance Objective 2: For the 2018-2019 school year, Benito Martinez administrators will ensure that 100% of campus teachers provided with professional development support and resources to achieve professional growth and high student academic achievement rates.

Evaluation Data Source(s) 2: 100% of campus teachers will be provided with professional development support and resources to achieve professional growth and high student academic achievement rates as evidenced by agendas and sign in sheets.

Summative Evaluation 2:

Strategy Description	ELEMENTS	Monitor	Strategy's Expected Result/Impact	Formative Reviews		
				Oct	Jan	May
1) Provide staff development to ensure the implementation of strategies that will aid professional growth and result in greater instructional rigor in the classroom as well as ensuring that all teachers stay at the cutting edge in their teaching assignment. Examples: Kagan Marcia Tate Kilgo Empowering Writers Lego (MindStreams and Story Starter) Hands on methodologies (manipulatives/science labs) Technology Fundamental Five Writing without Tears Best practices *Many of these nights will require the purchase of snacks for participants and attendees	2.4, 2.6	Administration SCEI Coach	Walkthroughs Assessments (3,6,9 week assessments, benchmarks, STAAR) iStation reports Eduphoria reports (post assessment) Progress Reports Report Cards	 66%	 75%	
Funding Sources: 211 - Title I, Part A - 0.00						

<p>2) Provide teachers with research based materials and training so that they might implement best practices in their classroom with fidelity. This includes but is not limited to:</p> <ul style="list-style-type: none"> Bilingual/SIOP Strategies Writers Workshop Empowering Writers Read 180 Guided Reading Guided Math Lego Instructional Materials (MindStreams and Story Starter) Balanced Literacy Technology Trainings Manipulatives Science Lab Supplies and Instructions Dictionaries Thesauri ActiVotes Kagan Kilgo Wilson Marcia Tate Measuring Up Mentoring Minds STAAR Master Hedgehog Fundamental Five Hedgehog Writing without Tears Etc. <p>*Many of these nights will require the purchase of snacks for participants and attendees</p>	<p>2.4, 2.6</p>	<p>Administration SCEI Coach</p>	<p>Walkthroughs Assessments (3,6,9 week assessments, benchmarks, STAAR) iStation reports Eduphoria reports (post assessment) Progress Reports Report Cards</p>			
<p>Funding Sources: 211 - Title I, Part A - 0.00</p>						
 = Accomplished  = No Progress  = Discontinue						

Goal 5: For increased accountability, SISD district leaders, campus leaders, faculty, and staff members will ensure that students receive a quality education by working collaboratively towards the fulfillment of educational goals at the federal, state, and district level.

Performance Objective 3: During the 2018-2019 school year, Benito Martinez administrators will schedule at least 4 data feedback session(s) with Curriculum and Instruction personnel to acquire support and resources.

Evaluation Data Source(s) 3: All 4 sessions will be held in order to improve instruction and thereby student achievement at Benito Martinez evidenced by DSC documentation.

Summative Evaluation 3:

Strategy Description	ELEMENTS	Monitor	Strategy's Expected Result/Impact	Formative Reviews		
				Oct	Jan	May
1) Administration will schedule to meet with the instructional department each and every 9 weeks throughout the school year to discuss campus needs.		Administration Leadership Team	Visitation documentation by DSC Personnel Walkthroughs Assessments (3,6,9 week assessments, benchmarks, STAAR) iStation reports Eduphoria reports (post assessment) Progress Reports Report Cards			
	Funding Sources: 199 - General Fund: SCE - 0.00					
= Accomplished = No Progress = Discontinue						

Goal 5: For increased accountability, SISD district leaders, campus leaders, faculty, and staff members will ensure that students receive a quality education by working collaboratively towards the fulfillment of educational goals at the federal, state, and district level.

Performance Objective 4: During the 2018-2019 school year, Benito Martinez personnel will actively engage parents in the education process to ensure the academic and behavioral success of students by increasing parent attendance at school meetings and events.

Evaluation Data Source(s) 4: As evidenced by sign in sheets, Parent attendance will increase by the aforementioned numbers over the 2016/17 school year.

Summative Evaluation 4:



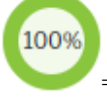
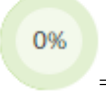

Strategy Description	ELEMENTS	Monitor	Strategy's Expected Result/Impact	Formative Reviews		
				Oct	Jan	May
1) Engage and inform parents of opportunities to engage with the school community via: Call outs Flyers Calendars Marquee State of the School pamphlet Website	3.2	Administration Leadership Team Librarian CIS/Parent Liaison Parent Volunteer Coordinator Teachers	Increase parent involvement and participation			
Funding Sources: 211 - Title I, Part A - 1000.00						
2) Provide an opportunity each and every month for the parents to be involved with the school. Examples: Math Night Science Night Social Studies Night Literacy Night Open House Parent/Teacher Conferences Father/Daughter Dance Mother/Son Breakfast Holiday Performances Award Ceremonies SSI Meetings (5th grade parents)	3.1, 3.2	Administration Leadership Team Librarian CIS/Parent Liaison Parent Volunteer Coordinator Teachers	Increase parent involvement and participation			
Funding Sources: 211 - Title I, Part A - 1000.00						
= Accomplished = No Progress = Discontinue						

Goal 5: For increased accountability, SISD district leaders, campus leaders, faculty, and staff members will ensure that students receive a quality education by working collaboratively towards the fulfillment of educational goals at the federal, state, and district level.

Performance Objective 5: For the 2018-2019 school year, the attendance rate for all students at Benito Martinez will increase to 97%.

Evaluation Data Source(s) 5: Attendance incentives will continue to be awarded and monitored for effectiveness. Teachers will be held accountable for making sure that students who earn the incentives receive them

Summative Evaluation 5:

Strategy Description	ELEMENTS	Monitor	Strategy's Expected Result/Impact	Formative Reviews		
				Oct	Jan	May
1) Encourage and monitor students' attendance through the use of incentives	2.4, 2.6	Administration Leadership Team Counselor Attendance Clerk Nurse CIS/Parent Liaison Attendance Committee	ADA Reports Monthly Leadership Meeting attendance reports			
Funding Sources: 199 - General - 1000.00						
 = Accomplished  = No Progress  = Discontinue						

State Compensatory

Budget for Benito Martinez Elementary School:

<u>Account Code</u>	<u>Account Title</u>	<u>Budget</u>
6100 Payroll Costs		
199.11.6118.00.112.7.30.5.00.	6118 Extra Duty Stipend - Locally Defined	\$11,782.00
199.11.6118.00.112.7.30.9.00.	6118 Extra Duty Stipend - Locally Defined	\$18,390.00
199.11.6119.00.112.7.30.0.00.	6119 Salaries or Wages - Teachers and Other Professional Personnel	\$58,947.00
199.11.6119.00.112.7.30.8.00.	6119 Salaries or Wages - Teachers and Other Professional Personnel	\$52,457.00
199.12.6129.00.112.7.30.0.00.	6129 Salaries or Wages for Support Personnel	\$7,986.00
199.11.6141.00.112.7.30.0.00.	6141 Social Security/Medicare	\$811.00
199.11.6141.00.112.7.30.8.00.	6141 Social Security/Medicare	\$761.00
199.12.6141.00.112.7.30.0.00.	6141 Social Security/Medicare	\$115.00
199.11.6142.00.112.7.30.0.00.	6142 Group Health and Life Insurance	\$1,721.00
199.11.6142.00.112.7.30.8.00.	6142 Group Health and Life Insurance	\$6,621.00
199.12.6142.00.112.7.30.0.00.	6142 Group Health and Life Insurance	\$3,311.00
199.11.6143.00.112.7.30.0.00.	6143 Workers' Compensation	\$247.00
199.11.6143.00.112.7.30.8.00.	6143 Workers' Compensation	\$232.00
199.12.6143.00.112.7.30.0.00.	6143 Workers' Compensation	\$35.00
199.12.6146.00.112.7.30.0.00.	6146 Teacher Retirement/TRS Care	\$43.00
199.11.6146.00.112.7.30.0.00.	6146 Teacher Retirement/TRS Care	\$1,613.00
199.11.6146.00.112.7.30.8.00.	6146 Teacher Retirement/TRS Care	\$1,174.00
199.11.6146.00.112.7.30.9.00.	6146 Teacher Retirement/TRS Care	\$283.00
199.11.6149.00.112.7.30.0.00.	6149 Employee Benefits	\$655.00
199.11.6149.00.112.7.30.5.00.	6149 Employee Benefits	\$24.00
199.11.6149.00.112.7.30.8.00.	6149 Employee Benefits	\$637.00

199.11.6149.00.112.7.30.9.00.	6149 Employee Benefits	\$502.00
199.12.6149.00.112.7.30.0.00.	6149 Employee Benefits	\$120.00
6100 Subtotal:		\$168,467.00
6200 Professional and Contracted Services		
199.32.6299.99.112.7.30.0.00.	6299 Miscellaneous Contracted Services	\$17,500.00
6200 Subtotal:		\$17,500.00

Personnel for Benito Martinez Elementary School:

<u>Name</u>	<u>Position</u>	<u>Program</u>	<u>FTE</u>
Darlene Chavez	CIS	SCE	.50
Jacqueline Cruz	Library Aide	SCE	.50
Jeffrey Baldwin	CSR Teacher	SCE	1
Susan Millan	SCEI Coach	SCE	1

Title I Schoolwide Element Personnel

<u>Name</u>	<u>Position</u>	<u>Program</u>	<u>FTE</u>
Darlene Chavez	CIS	Title I	.50
Maria Houchin	TIA	Title I	1
Robert Martinez	TIA	Title I	1

Campus Funding Summary

199 - General					
Goal	Objective	Strategy	Resources Needed	Account Code	Amount
1	1	2	Yearly subscription to Hall Pass		\$350.00
1	1	3	Blank IDs, Printer Ribbons, Lanyards		\$1,000.00
1	1	4	Snacks and Supplies for Parent Volunteer Meetings		\$500.00
1	4	1	Umbrellas, Whistles, Neon Vests, etc. for Parent Volunteers		\$500.00
2	2	5	Stability Ball, Standing Desks, Cycle Desks, etc.		\$2,000.00
2	2	7	Classroom Supplies and Materials		\$2,000.00
3	3	1	PD Supplies		\$1,000.00
3	3	3	Travel Expenses for 1 Admin to attend AVID Conference		\$2,000.00
5	5	1	Student incentives		\$1,000.00
Sub-Total					\$10,350.00
199 - General Fund: SCE					
Goal	Objective	Strategy	Resources Needed	Account Code	Amount
2	1	1	SCEI Coach		\$60,000.00
2	1	1	Classroom Size Reducation Teacher		\$60,000.00
2	1	2	Classroom size reduction teacher (Salary Listed under 2.1.1)		\$0.00
2	2	1			\$30,000.00
2	2	1	SCEI Coach (Salary listed under 2.1.1)		\$0.00
2	2	1	Classroom Size Reduction Teacher (Salary listed under 2.1.1)		\$0.00
2	2	2	SCEI Coach (Salary Listed under 2.1.1)		\$0.00
2	2	2	Classroom Size Reduction Teacher (Salary Listed under 2.1.1)		\$0.00
3	1	1	SCEI Coach		\$0.00
3	1	2	SCEI Coach		\$0.00
3	1	3	SCEI Coach		\$0.00
3	1	4	SCEI Coach		\$0.00

3	2	1	SCEI Coach (Salary listed under 2.1.1)		\$0.00
3	3	1	SCEI Coach (Salary listed under 2.1.1)		\$0.00
3	3	2	SCEI Coach (Salary listed under 2.1.1)		\$0.00
5	1	1	SCEI Coach (Salary listed under 2.1.1)		\$0.00
5	1	1	Classroom Size Reduction Teacher (Salary listed under 2.1.1)		\$0.00
5	1	2	SCEI Coach (Salary listed under 2.1.1)		\$0.00
5	1	2	Classroom Size Reduction Teacher (Salary listed under 2.1.1)		\$0.00
5	1	3	SCEI Coach (Salary listed under 2.1.1)		\$0.00
5	1	3	Classroom Size Reduction Teacher (Salary listed under 2.1.1)		\$0.00
5	3	1	SCEI Coach (Salary listed under 2.1.1)		\$0.00

Sub-Total \$150,000.00

199 - General Fund : Special Education

Goal	Objective	Strategy	Resources Needed	Account Code	Amount
2	2	3	Extra Duty Pay for SPED Teachers		\$1,000.00
2	2	6			\$600.00
2	2	7			\$100.00
2	3	1	Instructional Materials for SPED students		\$2,000.00
2	4	2			\$2,000.00

Sub-Total \$5,700.00

211 - Title I, Part A

Goal	Objective	Strategy	Resources Needed	Account Code	Amount
1	3	1	Master Teacher SEL Materials, SEL Posters, SEL Materials		\$2,000.00
2	2	1	Extra Duty Pay for Teachers Tutoring		\$30,000.00
2	2	2	Title I Funded Temporary Instructional Aides		\$24,000.00
2	2	5	Stability Ball, Standing Desks, Cycle Desks, etc.		\$2,000.00
2	2	6	Computers, Projectors		\$20,000.00
2	2	7	Classroom Supplies and Materials	2000	\$2,000.00
2	3	1	Instructional Materials		\$26,000.00

2	3	2	Reading Materials		\$1,000.00
2	3	2		211.11.112.24.00.000.6329.2119A	\$3,000.00
2	4	1			\$26,000.00
2	4	2			\$26,000.00
2	5	1	Instructional Materials (\$ amount listed under 2.3.1)		\$22,600.00
2	5	2	Instructional Materials (\$ amount listed under 2.3.1)		\$22,600.00
2	6	1	Reading Materials/Dictionaries		\$2,000.00
2	6	2	Instructional Materials (\$ amount listed under 2.3.1)		\$0.00
3	2	1	Instructional Materials (\$ amount listed under 2.3.1)		\$0.00
3	3	3	Travel Expenses for 5 Teachers to attend AVID Conference		\$10,000.00
4	1	1	Snacks and Printing of Information Documents for Parents		\$1,000.00
4	1	2	Snacks and Prizes needed for Parent Nights		\$1,000.00
4	2	1	Printing Supplies needed to create Newsletters, Purchase Agendas, etc.		\$1,000.00
4	3	1	Materials needed to recruit new Partners in Ed + Tokens of Appreciation		\$1,000.00
4	4	1	Snacks and Printed Materials for Customer Service Trainings		\$1,000.00
5	1	1	Extra Duty pay for Teachers (\$ listed under 2.2.1)		\$0.00
5	1	1	Title I funded Temporary Instructional Aides (Salary listed under 2.2.2)		\$0.00
5	1	2	Extra Duty pay for Teachers (\$ listed under 2.2.1)		\$0.00
5	1	2	Title I funded Temporary Instructional Aides (Salary listed under 2.2.2)		\$0.00
5	1	3	Extra Duty Pay for Teachers (\$ listed under 2.2.1)		\$0.00
5	1	3	Title I funded Temporary Instructional Aides (Salary listed under 2.2.2)		\$0.00
5	2	1	Instructional Materials (\$ listed under 2.3.1)		\$0.00
5	2	2	Instructional Materials (\$ listed under 2.3.1)		\$0.00
5	4	1	Printing supplies and paper to create printed materials for parents		\$1,000.00

5	4	2	Printing Materials and Tokens of Appreciation for Parents		\$1,000.00
Sub-Total					\$226,200.00
199 - General Fund: Bilingual					
Goal	Objective	Strategy	Resources Needed	Account Code	Amount
2	2	3	Extra Duty Pay for Bilingual Teachers		\$1,000.00
2	2	7	Classroom Supplies and Materials		\$1,000.00
2	3	1	Instructional Materials for Bilingual students		\$2,000.00
2	3	2	Reading Materials for Bilingual Students		\$500.00
2	4	2			\$2,000.00
2	6	1	Reading Materials/Dictionaries for Bilingual Students		\$1,600.00
3	2	1	Instructional Materials for Bilingual Students		\$1,000.00
Sub-Total					\$9,100.00
199 - General: Gifted and Talented					
Goal	Objective	Strategy	Resources Needed	Account Code	Amount
2	2	4	Supplies and Transportation for GT Students		\$3,000.00
Sub-Total					\$3,000.00
Grand Total					\$404,350.00